

# **My Kindergarten Music Booklet**

**Name:** \_\_\_\_\_

# **My Kindergarten Music Booklet**

**Name:** \_\_\_\_\_

Name: \_\_\_\_\_

**Kindergarten Music**

**First Semester**

**EM1AK: Read icons for long and short sounds and silence in duple meter**

**Circle the “Long block” when you hear long sounds.**

**Circle the “Short block” when you hear short sounds.**



Name: \_\_\_\_\_



**Kindergarten Music**

**First Semester**

**EM1AK: Read icons for long and short sounds and silence in duple meter**

**Circle the “Long block” when you hear long sounds.**

**Circle the “Short block” when you hear short sounds.**



Name: \_\_\_\_\_


Kindergarten Music

First Semester

**AP1AKa: Distinguish between same and different**

**When you hear sounds that are the same, circle the horses that are the same color.**

**When you hear sounds that are different, circle the horses that are different colors.**



Name: \_\_\_\_\_


Kindergarten Music

First Semester

**AP1AKa: Distinguish between same and different**

**When you hear sounds that are the same, circle the horses that are the same color.**

**When you hear sounds that are different, circle the horses that are different colors.**



Name: \_\_\_\_\_

**Kindergarten Music**


**First Semester**

**AP1BKb: Differentiate between nature, man-made, and animal sounds**


**Circle the Animal when you hear a sound that comes from nature.**

**Circle the Man when you hear sounds that are man-made.**

1.



2.



Name: \_\_\_\_\_

**Kindergarten Music**


**First Semester**

**AP1BKb: Differentiate between nature, man-made, and animal sounds**


**Circle the Animal when you hear a sound that comes from nature.**

**Circle the Man when you hear sounds that are man-made.**

1.



2.



Name: \_\_\_\_\_

**Kindergarten Music**

**First Semester**

**AP1BKc: Differentiate between various vocal productions: singing, whispering, shouting, speaking**

**Circle the picture of the voice that you hear.**

1.



Whisper



Speaking



Calling



Singing

2.



Whisper



Speaking



Calling



Singing

Name: \_\_\_\_\_

**Kindergarten Music**

**First Semester**

**AP1BKc: Differentiate between various vocal productions: singing, whispering, shouting, speaking**

**Circle the picture of the voice that you hear.**

1.



Whisper



Speaking



Calling



Singing

2.



Whisper



Speaking



Calling



Singing

Name: \_\_\_\_\_

**Kindergarten Music**

**First Semester**

**AP2AKa: Develop criteria to distinguish between quality and non-quality performance through listening and self-assessment with regard to the following musical elements: appropriate singing voice, loud/soft, steady beat, posture/stage presence.**

**Circle the Drum if you hear a steady beat.**

**Circle the word “No” if you do not hear a steady beat.**

1.



2.



Name: \_\_\_\_\_

**Kindergarten Music**

**First Semester**

**AP2AKa: Develop criteria to distinguish between quality and non-quality performance through listening and self-assessment with regard to the following musical elements: appropriate singing voice, loud/soft, steady beat, posture/stage presence.**

**Circle the Drum if you hear a steady beat.**

**Circle the word “No” if you do not hear a steady beat.**

1.



2.



Name: \_\_\_\_\_

**Kindergarten Music**

**First Semester**

HC1AKa: Identify characteristics of teacher-selected genres or styles lullabies, marches, nursery rhymes/chants.

**Circle the Baby when you hear a lullaby.**

**Circle the “No” when you do not hear a lullaby.**

1.



2.



Name: \_\_\_\_\_

**Kindergarten Music**

**First Semester**

HC1AKa: Identify characteristics of teacher-selected genres or styles lullabies, marches, nursery rhymes/chants.

**Circle the Baby when you hear a lullaby.**

**Circle the “No” when you do not hear a lullaby.**

1.



2.



Name: \_\_\_\_\_

**Kindergarten Music**


**First Semester**

HC1AKa: Identify characteristics of teacher-selected genres or styles lullabies, marches, nursery rhymes/chants.


**Circle the Baton Twirler when you hear a March.**

**Circle the “No” when you do not hear a March.**

1.



2.



Name: \_\_\_\_\_

**Kindergarten Music**


**First Semester**

HC1AKa: Identify characteristics of teacher-selected genres or styles lullabies, marches, nursery rhymes/chants.


**Circle the Baton Twirler when you hear a March.**

**Circle the “No” when you do not hear a March.**

1.



2.





Name: \_\_\_\_\_

## Kindergarten Music

## Second Semester

AP2BKa: Use prerequisite music terms to describe their personal response to a musical example (feelings)

How does this music make you feel? Draw a circle around the picture that best matched your feelings.



Sad



Happy



Cool



Angry



Surprised



Sleepy



Silly



Beautiful



Thoughtful



Worried

Name: \_\_\_\_\_

## Kindergarten Music

## Second Semester

AP2BKa: Use prerequisite music terms to describe their personal response to a musical example (feelings)

How does this music make you feel? Draw a circle around the picture that best matched your feelings.



Sad



Happy



Cool



Angry



Surprised



Sleepy



Silly



Beautiful



Thoughtful



Worried

Name: \_\_\_\_\_

# Kindergarten Music

# Second Semester

AP2BKa: Use prerequisite music terms to describe their personal response to a musical example (feelings)

How does this music make you feel? Draw a circle around the picture that best matched your feelings.



Sad



Happy



Cool



Angry



Surprised



Sleepy



Silly



Beautiful



Thoughtful



Worried

Draw a picture of a cat that is feeling the same way you did when you heard the music.

A large, empty rectangular box with a black border, intended for the student to draw a picture of a cat that matches their chosen feeling.