


COLORADO DEPARTMENT OF EDUCATION

FALL 2003 PUPIL MEMBERSHIP BY COUNTY, DISTRICT, SCHOOL, AND GRADE LEVEL




GRADE LEVEL

<u>COUNTY/DISTRICT/SCHOOL</u>	PK	K	1	2	3	4	5	6	7	8	9	10	11	12	TOTAL
ADAMS															
MAPLETON 1															
NOT IN A SCHOOL	0	0	0	0	0	0	0	0	0	2	1	1	1	0	5
BERTHA HEID ELEMENTARY CAMPUS	0	168	156	172	162	156	152	0	0	0	0	0	0	0	966
SKYVIEW HIGH SCHOOL	0	0	0	0	0	0	0	0	0	0	404	355	384	329	1,472
JOHN DEWEY MIDDLE SCHOOL	0	0	0	0	0	0	0	187	217	183	0	0	0	0	587
MAPLETON PRESCHOOL	215	34	0	0	0	0	0	0	0	0	0	0	0	0	249
MEADOW ELEMENTARY SCHOOL	0	103	83	93	81	100	98	0	0	0	0	0	0	0	558
MONTEREY ELEMENTARY SCHOOL	0	56	56	54	62	43	55	0	0	0	0	0	0	0	326
VALLEY VIEW ELEMENTARY	0	32	62	20	48	49	49	0	0	0	0	0	0	0	260
WESTERN HILLS ELEMENTARY SCHOOL	0	122	127	91	104	69	102	0	0	0	0	0	0	0	615
YORK MIDDLE SCHOOL	0	0	0	0	0	0	0	232	213	238	0	0	0	0	683
MAPLETON 1 Total	215	515	484	430	457	417	456	419	430	423	405	356	385	329	5,721
NORTHGLENN-THORNTON 12															
GLACIER PEAK ELEMENTARY SCHOOL	0	89	88	82	95	78	65	0	0	0	0	0	0	0	497
ACADEMY OF CHARTER SCHOOLS	0	62	68	85	75	81	107	98	105	86	92	46	49	39	993
HIGH PLAINS HIGH SCHOOL	0	0	0	0	0	0	0	0	0	0	0	0	0	62	62
VANTAGE POINT	0	0	0	0	0	0	0	0	1	10	19	56	89	92	267
ARAPAHOE RIDGE ELEMENTARY SCHOOL	0	105	84	85	104	98	94	0	0	0	0	0	0	0	570
BRIGHT HORIZONS PRE-KINDERGARTEN SCHOOL	26	0	0	0	0	0	0	0	0	0	0	0	0	0	26
CENTENNIAL ELEMENTARY SCHOOL	33	90	90	94	95	83	91	0	0	0	0	0	0	0	576
CENTURY MIDDLE SCHOOL	0	0	0	0	0	0	0	434	410	465	0	0	0	0	1,309
STARGATE CHARTER SCHOOL	0	49	58	65	61	58	64	54	42	38	0	0	0	0	489
COLORADO VIRTUAL ACADEMY (COVA)	0	264	243	220	184	155	135	138	138	0	0	0	0	0	1,477
CORONADO HILLS ELEMENTARY SCHOOL	25	88	88	90	76	78	81	0	0	0	0	0	0	0	526
COTTON CREEK ELEMENTARY SCHOOL	28	100	106	69	95	106	85	0	0	0	0	0	0	0	589
COYOTE RIDGE ELEMENTARY SCHOOL	0	78	92	76	70	82	75	0	0	0	0	0	0	0	473
CROSSROAD ALTERNATIVE SCHOOL	0	0	0	0	0	0	0	2	10	21	0	0	0	0	33
EAGLEVIEW ELEMENTARY SCHOOL	0	100	93	115	128	92	121	0	0	0	0	0	0	0	649
TARVER ELEMENTARY SCHOOL	57	95	74	99	95	98	100	0	0	0	0	0	0	0	618
CHERRY DRIVE ELEMENTARY SCHOOL	0	96	108	112	105	106	93	0	0	0	0	0	0	0	620
SKYVIEW ELEMENTARY SCHOOL	30	98	101	100	90	77	97	0	0	0	0	0	0	0	593
HUNTERS GLEN ELEMENTARY SCHOOL	0	104	116	124	120	119	114	0	0	0	0	0	0	0	697
ROCKY MOUNTAIN ELEMENTARY SCHOOL	36	68	76	72	76	78	77	0	0	0	0	0	0	0	483
RIVERDALE ELEMENTARY SCHOOL	52	65	81	60	67	73	87	0	0	0	0	0	0	0	485
FEDERAL HEIGHTS ELEMENTARY SCHOOL	30	73	79	80	82	72	81	0	0	0	0	0	0	0	497
HILLCREST ELEMENTARY SCHOOL	18	67	85	74	53	95	88	0	0	0	0	0	0	0	480
HORIZON HIGH SCHOOL	0	0	0	0	0	0	0	0	0	0	570	557	477	490	2,094
HULSTROM ELEMENTARY SCHOOL	107	73	67	49	51	49	49	0	0	0	0	0	0	0	445
HURON MIDDLE SCHOOL	0	0	0	0	0	0	0	263	273	252	0	0	0	0	788
LEGACY HIGH SCHOOL	0	0	0	0	0	0	0	0	0	0	532	473	498	429	1,932
LEROY DRIVE ELEMENTARY SCHOOL	0	58	58	54	50	55	53	0	0	0	0	0	0	0	328
MALLEY DRIVE ELEMENTARY SCHOOL	0	59	65	65	61	63	66	0	0	0	0	0	0	0	379
MC ELWAIN ELEMENTARY SCHOOL	24	55	49	54	72	63	69	0	0	0	0	0	0	0	386
THORNTON MIDDLE SCHOOL	0	0	0	0	0	0	0	266	306	317	0	0	0	0	889
THORNTON HIGH SCHOOL	0	0	0	0	0	0	0	0	0	0	725	513	588	456	2,282

COLORADO DEPARTMENT OF EDUCATION

FALL 2003 PUPIL MEMBERSHIP BY COUNTY, DISTRICT, SCHOOL, AND GRADE LEVEL




GRADE LEVEL

COUNTY/DISTRICT/SCHOOL	PK	K	1	2	3	4	5	6	7	8	9	10	11	12	TOTAL
MOUNTAIN VIEW ELEMENTARY SCHOOL	15	91	110	109	104	96	109	0	0	0	0	0	0	0	634
SHADOW RIDGE MIDDLE SCHOOL	0	0	0	0	0	0	0	481	445	409	0	0	0	0	1,335
NORTH MOR ELEMENTARY SCHOOL	40	46	53	64	69	55	69	0	0	0	0	0	0	0	396
NORTH STAR ELEMENTARY SCHOOL	0	94	76	96	83	83	71	0	0	0	0	0	0	0	503
NORTHGLENN MIDDLE SCHOOL	0	0	0	0	0	0	0	286	274	226	0	0	0	0	786
NORTHGLENN HIGH SCHOOL	0	0	0	0	0	0	0	0	0	0	643	648	608	467	2,366
NIVER CREEK MIDDLE SCHOOL	0	0	0	0	0	0	0	287	319	289	0	0	0	0	895
PINNACLE CHARTER SCHOOL	0	140	167	154	117	132	92	116	143	102	76	40	16	13	1,308
PRAIRIE HILLS ELEMENTARY SCHOOL	0	102	100	84	75	68	54	0	0	0	0	0	0	0	483
STUKEY ELEMENTARY SCHOOL	0	98	70	74	80	62	77	0	0	0	0	0	0	0	461
THORNTON ELEMENTARY SCHOOL	33	86	82	100	78	97	103	0	0	0	0	0	0	0	579
WESTLAKE MIDDLE SCHOOL	0	0	0	0	0	0	0	426	344	375	0	0	0	0	1,145
WESTVIEW ELEMENTARY SCHOOL	41	70	96	82	68	68	79	0	0	0	0	0	0	0	504
WOODGLEN ELEMENTARY SCHOOL	26	83	93	81	80	74	83	0	0	0	0	0	0	0	520
WYCO DRIVE ELEMENTARY SCHOOL	0	67	69	73	79	59	75	0	0	0	0	0	0	0	422
NORTHGLENN-THORNTON 12 Total	621	2,813	2,885	2,841	2,738	2,653	2,704	2,851	2,810	2,590	2,657	2,333	2,325	2,048	34,869
ADAMS COUNTY 14															
ADAMS CITY MIDDLE SCHOOL	0	0	0	0	0	0	0	234	248	213	0	0	0	0	695
LESTER R ARNOLD HIGH SCHOOL	0	0	0	0	0	0	0	0	0	0	55	47	25	156	283
ADAMS CITY HIGH SCHOOL	0	0	0	0	0	0	0	0	0	0	532	412	293	228	1,465
ADAMS COUNTY SCHOOL DISTRICT 14 CHILD CARE CENTER	40	40	0	0	0	0	0	0	0	0	0	0	0	0	80
ALSUP ELEMENTARY SCHOOL	29	79	70	75	64	79	72	0	0	0	0	0	0	0	468
CENTRAL ELEMENTARY SCHOOL	29	101	98	94	83	100	83	0	0	0	0	0	0	0	588
DUPONT ELEMENTARY SCHOOL	32	84	95	87	84	71	80	0	0	0	0	0	0	0	533
KEARNEY MIDDLE SCHOOL	0	0	0	0	0	0	0	273	249	249	0	0	0	0	771
KEMP ELEMENTARY SCHOOL	30	43	57	65	55	64	69	0	0	0	0	0	0	0	383
MILDRED L SANVILLE PRESCHOOL	79	0	0	0	0	0	0	0	0	0	0	0	0	0	79
MONACO ELEMENTARY SCHOOL	31	70	76	71	71	93	61	0	0	0	0	0	0	0	473
HANSON ELEMENTARY SCHOOL	33	38	44	37	47	37	32	0	0	0	0	0	0	0	268
ROSE HILL ELEMENTARY SCHOOL	30	73	72	75	59	67	66	0	0	0	0	0	0	0	442
ADAMS COUNTY 14 Total	333	528	512	504	463	511	463	507	497	462	587	459	318	384	6,528
BRIGHTON 27J															
NOT IN A SCHOOL	0	0	0	2	0	0	0	0	0	0	1	1	0	0	4 *
BELLE CREEK CHARTER SCHOOL	0	95	45	44	38	32	28	41	32	19	0	0	0	0	374
BRIGHTON HERITAGE ACADEMY	0	0	0	0	0	0	0	4	29	39	77	43	25	14	231
BRIGHTON HIGH SCHOOL	0	0	0	0	0	0	0	0	0	0	494	438	403	346	1,681
BRIGHTON CHARTER SCHOOL	0	0	0	0	0	0	0	0	18	28	49	52	37	30	214
BROMLEY EAST CHARTER SCHOOL	0	93	96	105	64	53	68	82	82	53	0	0	0	0	696
HENDERSON ELEMENTARY SCHOOL	63	63	55	62	52	60	64	0	0	0	0	0	0	0	419
MARY E PENNOCK K-8 ELEMENTARY SCHOOL	0	70	64	72	87	54	92	75	59	38	0	0	0	0	611
NORTH ELEMENTARY SCHOOL	50	70	65	52	47	56	70	0	0	0	0	0	0	0	410
NORTHEAST ELEMENTARY SCHOOL	26	58	76	67	71	79	64	0	0	0	0	0	0	0	441
OVERLAND TRAIL MIDDLE SCHOOL	0	0	0	0	0	0	0	201	202	180	0	0	0	0	583
SECOND CREEK K-8 ELEMENTARY SCHOOL	0	50	35	47	38	37	42	29	26	17	0	0	0	0	321
JOHN W THIMMIG ELEMENTARY SCHOOL	0	78	77	85	97	70	70	68	61	48	0	0	0	0	654

COLORADO DEPARTMENT OF EDUCATION

FALL 2003 PUPIL MEMBERSHIP BY COUNTY, DISTRICT, SCHOOL, AND GRADE LEVEL




GRADE LEVEL

COUNTY/DISTRICT/SCHOOL	PK	K	1	2	3	4	5	6	7	8	9	10	11	12	TOTAL
SOUTH ELEMENTARY SCHOOL	30	83	73	77	85	71	97	0	0	0	0	0	0	0	516
SOUTHEAST ELEMENTARY SCHOOL	49	95	116	76	88	83	69	0	0	0	0	0	0	0	576
VIKAN MIDDLE SCHOOL	0	0	0	0	0	0	0	188	196	150	0	0	0	0	534
BRIGHTON 27J Total	218	755	702	689	667	595	664	688	705	572	621	534	465	390	8,265 *
BENNETT 29J															
NOT IN A SCHOOL	0	0	0	0	0	0	0	0	0	0	0	1	0	0	1
BENNETT PRESCHOOL	60	0	0	0	0	0	0	0	0	0	0	0	0	0	60
BENNETT ELEMENTARY SCHOOL	0	65	69	61	76	91	81	0	0	0	0	0	0	0	443
BENNETT MIDDLE SCHOOL	0	0	0	0	0	0	0	71	95	97	0	0	0	0	263
BENNETT HIGH SCHOOL	0	0	0	0	0	0	0	0	0	0	78	92	82	49	301
BENNETT 29J Total	60	65	69	61	76	91	81	71	95	97	78	93	82	49	1,068
STRASBURG 31J															
PRAIRIE CREEKS CHARTER SCHOOL	0	0	0	0	0	0	0	0	0	0	2	1	3	7	13
STRASBURG ELEMENTARY SCHOOL	48	65	64	59	51	71	66	65	0	0	0	0	0	0	489
STRASBURG JUNIOR HIGH SCHOOL	0	0	0	0	0	0	0	0	70	67	0	0	0	0	137
STRASBURG HIGH SCHOOL	0	0	0	0	0	0	0	0	0	0	83	58	60	50	251
STRASBURG 31J Total	48	65	64	59	51	71	66	65	70	67	85	59	63	57	890
WESTMINSTER 50															
NOT IN A SCHOOL	53	1	1	3	0	2	1	2	2	2	5	4	4	15	95
BAKER ELEMENTARY SCHOOL	0	43	50	60	46	51	52	0	0	0	0	0	0	0	302
BERKELEY GARDENS ELEMENTARY SCHOOL	0	74	78	65	84	55	63	0	0	0	0	0	0	0	419
CLARA E. METZ ELEMENTARY SCHOOL	0	54	70	67	68	55	67	0	0	0	0	0	0	0	381
CLEAR LAKE MIDDLE SCHOOL	0	0	0	0	0	0	0	199	206	190	0	0	0	0	595
CROWN POINTE CHARTER ACADEMY	0	26	26	26	26	26	23	25	25	22	0	0	0	0	225
FAIRVIEW ELEMENTARY SCHOOL	0	45	64	63	55	53	70	0	0	0	0	0	0	0	350
FRANCIS M. DAY ELEMENTARY SCHOOL	0	59	54	53	47	56	44	0	0	0	0	0	0	0	313
GREGORY HILL PRESCHOOL	323	0	0	0	0	0	0	0	0	0	0	0	0	0	323
HARRIS PARK ELEMENTARY SCHOOL	0	49	48	53	68	46	60	0	0	0	0	0	0	0	324
IVER C. RANUM HIGH SCHOOL	0	0	0	0	0	0	0	0	0	0	406	415	346	299	1,466
J. HODGKINS MIDDLE SCHOOL	0	0	0	0	0	0	0	202	209	224	0	0	0	0	635
M. SCOTT CARPENTER MIDDLE SCHOOL	0	0	0	0	0	0	0	199	188	191	0	0	0	0	578
MESA ELEMENTARY SCHOOL	0	60	61	62	59	58	62	0	0	0	0	0	0	0	362
FLYNN ELEMENTARY SCHOOL	0	34	43	44	40	36	44	0	0	0	0	0	0	0	241
SHAW HEIGHTS MIDDLE SCHOOL	0	0	0	0	0	0	0	187	190	182	0	0	0	0	559
SHERRELWOOD ELEMENTARY SCHOOL	0	46	45	48	57	48	45	0	0	0	0	0	0	0	289
SKYLINE VISTA ELEMENTARY SCHOOL	0	48	55	56	48	60	77	0	0	0	0	0	0	0	344
SUNSET RIDGE ELEMENTARY SCHOOL	0	59	37	47	43	59	59	0	0	0	0	0	0	0	304
TENNYSON KNOLLS ELEMENTARY SCHOOL	0	45	46	47	49	55	52	0	0	0	0	0	0	0	294
VISTA GRANDE ELEMENTARY SCHOOL	0	22	43	55	38	48	59	0	0	0	0	0	0	0	265
WESTMINSTER ELEMENTARY SCHOOL	0	46	48	52	42	53	48	0	0	0	0	0	0	0	289
WESTMINSTER HIGH SCHOOL	0	0	0	0	0	0	0	0	0	0	464	326	300	290	1,380
WESTMINSTER HILLS ELEMENTARY SCHOOL	0	34	32	41	44	30	48	0	0	0	0	0	0	0	229
WESTMINSTER 50 Total	376	745	801	842	814	791	874	814	820	811	875	745	650	604	10,562

COLORADO DEPARTMENT OF EDUCATION

FALL 2003 PUPIL MEMBERSHIP BY COUNTY, DISTRICT, SCHOOL, AND GRADE LEVEL




GRADE LEVEL

<u>COUNTY/DISTRICT/SCHOOL</u>	PK	K	1	2	3	4	5	6	7	8	9	10	11	12	TOTAL
ADAMS Total	1,871	5,486	5,517	5,426	5,266	5,129	5,308	5,415	5,427	5,022	5,308	4,579	4,288	3,861	67,903 *
ALAMOSA															
ALAMOSA RE-11J															
NOT IN A SCHOOL	0	0	0	0	0	0	0	1	0	1	0	0	0	0	2
ORTEGA MIDDLE SCHOOL	0	0	0	0	0	0	0	201	212	183	0	0	0	0	596
ALAMOSA HIGH SCHOOL	0	0	0	0	0	0	0	0	0	0	199	165	136	148	648
ALAMOSA OPEN SCHOOL	0	0	0	0	0	0	0	0	4	2	14	15	20	21	76
BOYD ELEMENTARY SCHOOL	0	0	0	179	147	0	0	0	0	0	0	0	0	0	326
POLSTON ELEMENTARY SCHOOL	120	172	149	0	0	0	0	0	0	0	0	0	0	0	441
EVANS ELEMENTARY SCHOOL	0	0	0	0	0	178	189	0	0	0	0	0	0	0	367
ALAMOSA RE-11J Total	120	172	149	179	147	178	189	202	216	186	213	180	156	169	2,456
SANGRE DE CRISTO RE-22J															
SANGRE DE CRISTO ELEMENTARY SCHOOL	19	24	24	22	20	26	20	23	0	0	0	0	0	0	178
SANGRE DE CRISTO UNDIVIDED HIGH SCHOOL	0	0	0	0	0	0	0	0	25	21	28	28	33	22	157
SANGRE DE CRISTO RE-22J Total	19	24	24	22	20	26	20	23	25	21	28	28	33	22	335
ALAMOSA Total	139	196	173	201	167	204	209	225	241	207	241	208	189	191	2,791
ARAPAHOE															
ENGLEWOOD 1															
NOT IN A SCHOOL	0	0	1	0	0	0	0	0	0	0	0	0	0	0	1
COLORADO'S FINEST ALTERNATIVE HIGH SCHOOL	0	0	0	0	0	0	0	0	0	0	165	184	188	85	622
CHARLES HAY ELEMENTARY SCHOOL	0	39	45	32	41	41	36	0	0	0	0	0	0	0	234
CHARLES B SINCLAIR MIDDLE SCHOOL	0	0	0	0	0	0	0	98	130	115	0	0	0	0	343
CHERRELYN ELEMENTARY SCHOOL	0	48	54	36	49	41	44	0	0	0	0	0	0	0	272
CLAYTON ELEMENTARY SCHOOL	0	70	67	69	62	64	68	0	0	0	0	0	0	0	400
ENGLEWOOD HIGH SCHOOL	0	0	0	0	0	0	0	0	0	0	256	248	255	219	978
ENGLEWOOD LEADERSHIP ACADEMY	0	0	0	0	0	0	0	27	9	21	0	0	0	0	57
LOWELL PREKINDERGARTEN	193	0	0	0	0	0	0	0	0	0	0	0	0	0	193
MADDOX ELEMENTARY SCHOOL	0	50	50	58	47	59	46	0	0	0	0	0	0	0	310
MARY L FLOOD MIDDLE SCHOOL	0	0	0	0	0	0	0	150	147	152	0	0	0	0	449
WM E BISHOP ELEMENTARY SCHOOL	0	40	43	33	28	40	42	0	0	0	0	0	0	0	226
ENGLEWOOD 1 Total	193	247	260	228	227	245	236	275	286	288	421	432	443	304	4,085
SHERIDAN 2															
ALICE TERRY ELEMENTARY SCHOOL	0	139	50	52	49	49	44	0	0	0	0	0	0	0	383
FORT LOGAN ELEMENTARY SCHOOL	0	0	61	69	57	72	63	0	0	0	0	0	0	0	322
SHERIDAN MIDDLE SCHOOL	0	0	0	0	0	0	0	123	167	143	0	0	0	0	433
SHERIDAN HIGH SCHOOL	0	0	0	0	0	0	0	0	0	0	219	120	103	142	584
EARLY CHILDHOOD EDUCATION CENTER	139	0	0	0	0	0	0	0	0	0	0	0	0	0	139
SHERIDAN 2 Total	139	139	111	121	106	121	107	123	167	143	219	120	103	142	1,861
CHERRY CREEK 5															
NOT IN A SCHOOL	23	0	0	0	1	1	0	0	2	7	8	9	9	0	60 *
FOX HOLLOW ELEMENTARY SCHOOL	98	104	118	85	109	103	89	0	0	0	0	0	0	0	706

COLORADO DEPARTMENT OF EDUCATION

FALL 2003 PUPIL MEMBERSHIP BY COUNTY, DISTRICT, SCHOOL, AND GRADE LEVEL




GRADE LEVEL

<u>COUNTY/DISTRICT/SCHOOL</u>	PK	K	1	2	3	4	5	6	7	8	9	10	11	12	TOTAL
LIBERTY MIDDLE SCHOOL	0	0	0	0	0	0	0	366	349	304	0	0	0	0	1,019
ANTELOPE RIDGE ELEMENTARY SCHOOL	13	114	125	135	115	115	113	0	0	0	0	0	0	0	730
ARROWHEAD ELEMENTARY SCHOOL	8	95	99	100	117	93	119	0	0	0	0	0	0	0	631
BELLEVIEW ELEMENTARY SCHOOL	3	82	92	92	87	88	87	0	0	0	0	0	0	0	531
CANYON CREEK ELEMENTARY SCHOOL	52	95	115	90	88	95	81	0	0	0	0	0	0	0	616
CHALLENGE SCHOOL	0	22	36	56	63	59	72	77	67	81	0	0	0	0	533
CHEROKEE TRAIL HIGH SCHOOL	0	0	0	0	0	0	0	0	0	0	308	135	0	0	443
CAMPUS MIDDLE SCHOOL	0	0	0	0	0	0	0	437	460	478	0	0	0	0	1,375
WEST MIDDLE SCHOOL	0	0	0	0	0	0	0	447	474	466	0	0	0	0	1,387
CHERRY CREEK HIGH SCHOOL	0	0	0	0	0	0	0	0	0	0	865	931	897	852	3,545
CHERRY CREEK CHARTER ACADEMY	0	48	52	78	52	52	52	49	28	34	0	0	0	0	445
HIGH PLAINS ELEMENTARY SCHOOL	13	66	77	67	88	67	103	0	0	0	0	0	0	0	481
CHERRY HILLS VILLAGE ELEMENTARY SCHOOL	1	77	88	90	90	99	74	0	0	0	0	0	0	0	519
CIMARRON ELEMENTARY SCHOOL	42	92	85	91	82	103	127	0	0	0	0	0	0	0	622
COTTONWOOD CREEK ELEMENTARY SCHOOL	7	89	78	91	93	92	83	0	0	0	0	0	0	0	533
CREEKSIDE ELEMENTARY SCHOOL	18	137	109	129	128	149	140	0	0	0	0	0	0	0	810
DAKOTA VALLEY ELEMENTARY SCHOOL	79	141	126	128	119	130	125	0	0	0	0	0	0	0	848
DRY CREEK ELEMENTARY SCHOOL	52	47	48	54	69	58	49	0	0	0	0	0	0	0	377
EAGLECREST HIGH SCHOOL	0	0	0	0	0	0	0	0	0	0	644	650	712	697	2,703
EASTRIDGE COMMUNITY ELEMENTARY SCHOOL	19	130	136	123	108	116	114	0	0	0	0	0	0	0	746
FALCON CREEK MIDDLE SCHOOL	0	0	0	0	0	0	0	389	344	398	0	0	0	0	1,131
GRANDVIEW HIGH SCHOOL	0	0	0	0	0	0	0	0	0	0	658	641	614	635	2,548
GREENWOOD ELEMENTARY SCHOOL	0	55	64	68	65	76	76	0	0	0	0	0	0	0	404
HERITAGE ELEMENTARY SCHOOL	64	40	38	42	39	35	53	0	0	0	0	0	0	0	311
HIGHLINE COMMUNITY ELEMENTARY SCHOOL	61	104	85	112	102	96	112	0	0	0	0	0	0	0	672
HOLLY HILLS ELEMENTARY SCHOOL	88	87	84	82	71	78	64	0	0	0	0	0	0	0	554
HOMESTEAD ELEMENTARY SCHOOL	1	88	86	89	88	74	93	0	0	0	0	0	0	0	519
HORIZON MIDDLE SCHOOL	0	0	0	0	0	0	0	448	468	509	0	0	0	0	1,425
INDEPENDENCE ELEMENTARY SCHOOL	8	77	80	80	86	93	114	0	0	0	0	0	0	0	538
INDIAN RIDGE ELEMENTARY SCHOOL	11	81	97	102	107	107	112	0	0	0	0	0	0	0	617
LAREDO MIDDLE SCHOOL	0	0	0	0	0	0	0	430	457	498	0	0	0	0	1,385
MEADOW POINT ELEMENTARY SCHOOL	60	96	87	98	72	89	111	0	0	0	0	0	0	0	613
MISSION VIEJO ELEMENTARY SCHOOL	36	126	116	106	117	114	116	0	0	0	0	0	0	0	731
OVERLAND HIGH SCHOOL	0	0	0	0	0	0	0	0	0	0	536	505	490	508	2,039
PEAKVIEW ELEMENTARY SCHOOL	81	109	113	103	110	134	136	0	0	0	0	0	0	0	786
POLTON COMMUNITY ELEMENTARY SCHOOL	68	69	68	58	66	71	72	0	0	0	0	0	0	0	472
PONDEROSA ELEMENTARY SCHOOL	10	89	106	107	114	106	95	0	0	0	0	0	0	0	627
PRAIRIE MIDDLE SCHOOL	0	0	0	0	0	0	0	530	532	574	0	0	0	0	1,636
ROLLING HILLS ELEMENTARY SCHOOL	13	114	129	122	149	115	147	0	0	0	0	0	0	0	789
SAGEBRUSH ELEMENTARY SCHOOL	9	100	93	110	84	108	129	0	0	0	0	0	0	0	633
SMOKY HILL HIGH SCHOOL	0	0	0	0	0	0	0	0	0	0	624	689	703	717	2,733
SUMMIT ELEMENTARY SCHOOL	6	94	75	93	82	117	107	0	0	0	0	0	0	0	574
SUNRISE ELEMENTARY SCHOOL	14	120	112	117	102	117	136	0	0	0	0	0	0	0	718
THUNDER RIDGE MIDDLE SCHOOL	0	0	0	0	0	0	0	523	513	492	0	0	0	0	1,528
TIMBERLINE ELEMENTARY SCHOOL	103	122	111	123	111	104	116	0	0	0	0	0	0	0	790
TRAILS WEST ELEMENTARY SCHOOL	81	79	72	100	92	102	107	0	0	0	0	0	0	0	633
VILLAGE EAST COMMUNITY ELEMENTARY SCHOOL	34	97	108	98	108	98	92	0	0	0	0	0	0	0	635

COLORADO DEPARTMENT OF EDUCATION

FALL 2003 PUPIL MEMBERSHIP BY COUNTY, DISTRICT, SCHOOL, AND GRADE LEVEL




GRADE LEVEL

COUNTY/DISTRICT/SCHOOL	PK	K	1	2	3	4	5	6	7	8	9	10	11	12	TOTAL
WALNUT HILLS COMMUNITY ELEMENTARY SCHOOL	45	61	53	58	64	50	66	0	0	0	0	0	0	0	397
WILLOW CREEK ELEMENTARY SCHOOL	7	76	95	96	88	104	90	0	0	0	0	0	0	0	556
CHERRY CREEK 5 Total	1,228	3,223	3,256	3,373	3,326	3,408	3,572	3,696	3,694	3,841	3,643	3,560	3,425	3,409	46,654 *
LITTLETON 6															
ARAPAHOE HIGH SCHOOL	0	0	0	0	0	0	0	0	0	0	565	539	549	525	2,178
FRANKLIN ELEMENTARY SCHOOL	0	70	72	75	78	86	89	0	0	0	0	0	0	0	470
CENTENNIAL ACADEMY OF FINE ARTS EDUCATION	0	79	66	76	58	75	53	0	0	0	0	0	0	0	407
EAST ELEMENTARY SCHOOL	0	40	29	28	27	28	31	0	0	0	0	0	0	0	183
EUCLID MIDDLE SCHOOL	0	0	0	0	0	0	0	310	290	270	0	0	0	0	870
FIELD ELEMENTARY SCHOOL	0	75	74	75	81	88	88	0	0	0	0	0	0	0	481
GODDARD MIDDLE SCHOOL	0	0	0	0	0	0	0	293	292	315	0	0	0	0	900
HERITAGE HIGH SCHOOL	0	0	0	0	0	0	0	0	0	0	491	454	439	499	1,883
HIGHLAND ELEMENTARY SCHOOL	0	49	52	73	56	75	77	0	0	0	0	0	0	0	382
NEWTON MIDDLE SCHOOL	0	0	0	0	0	0	0	250	249	288	0	0	0	0	787
JOHN WESLEY POWELL MIDDLE SCHOOL	0	0	0	0	0	0	0	305	312	352	0	0	0	0	969
AMES ELEMENTARY SCHOOL	0	43	44	50	52	57	57	0	0	0	0	0	0	0	303
LITTLETON HIGH SCHOOL	0	0	0	0	0	0	0	0	0	0	534	417	417	342	1,710
LITTLETON ACADEMY	0	49	52	51	50	50	52	50	52	46	0	0	0	0	452
LITTLETON PREP CHARTER SCHOOL	0	58	56	60	58	60	60	59	46	35	0	0	0	0	492
LOIS LENSKI ELEMENTARY SCHOOL	0	99	98	86	116	112	107	0	0	0	0	0	0	0	618
HOPKINS ELEMENTARY SCHOOL	0	45	44	58	48	54	58	0	0	0	0	0	0	0	307
TWAIN ELEMENTARY SCHOOL	0	63	64	56	73	64	67	0	0	0	0	0	0	0	387
VILLAGE AT NORTH	301	0	0	0	0	0	0	0	0	0	0	0	0	0	301
PEABODY ELEMENTARY SCHOOL	0	55	50	55	67	51	62	0	0	0	0	0	0	0	340
RUNYON ELEMENTARY SCHOOL	0	60	57	72	52	84	77	0	0	0	0	0	0	0	402
SANDBURG ELEMENTARY SCHOOL	0	57	72	73	87	66	73	0	0	0	0	0	0	0	428
MOODY ELEMENTARY SCHOOL	0	49	55	56	59	71	64	0	0	0	0	0	0	0	354
WHITMAN ELEMENTARY SCHOOL	0	45	32	39	58	52	60	0	0	0	0	0	0	0	286
WILDER ELEMENTARY SCHOOL	0	89	91	92	104	94	98	0	0	0	0	0	0	0	568
LITTLETON 6 Total	301	1,025	1,008	1,075	1,124	1,167	1,173	1,267	1,241	1,306	1,590	1,410	1,405	1,366	16,458
DEER TRAIL 26J															
DEER TRAIL ELEMENTARY SCHOOL	15	9	12	14	14	17	13	0	0	0	0	0	0	0	94
DEER TRAIL JUNIOR-SENIOR HIGH SCHOOL	0	0	0	0	0	0	0	16	18	18	15	12	14	14	107
DEER TRAIL 26J Total	15	9	12	14	14	17	13	16	18	18	15	12	14	14	201
ADAMS-ARAPAHOE 28J															
ALTURA ELEMENTARY SCHOOL	0	72	67	57	58	45	66	0	0	0	0	0	0	0	365
ARKANSAS ELEMENTARY SCHOOL	0	123	102	131	120	119	111	0	0	0	0	0	0	0	706
AURORA ACADEMY CHARTER SCHOOL	0	50	52	52	52	52	50	51	49	41	0	0	0	0	449
AURORA HILLS MIDDLE SCHOOL	0	0	0	0	0	0	0	401	355	372	0	0	0	0	1,128
BOSTON ELEMENTARY SCHOOL	0	57	52	56	43	0	0	0	0	0	0	0	0	0	208
AURORA CENTRAL HIGH SCHOOL	0	0	0	0	0	0	0	0	0	0	924	535	410	326	2,195
CENTURY ELEMENTARY SCHOOL	0	71	44	59	68	60	59	0	0	0	0	0	0	0	361
CLYDE MILLER ELEMENTARY SCHOOL	0	88	108	119	103	116	114	0	0	0	0	0	0	0	648
COLUMBIA MIDDLE SCHOOL	0	0	0	0	0	0	0	326	347	321	0	0	0	0	994

COLORADO DEPARTMENT OF EDUCATION

FALL 2003 PUPIL MEMBERSHIP BY COUNTY, DISTRICT, SCHOOL, AND GRADE LEVEL




GRADE LEVEL

COUNTY/DISTRICT/SCHOOL	PK	K	1	2	3	4	5	6	7	8	9	10	11	12	TOTAL
CRAWFORD ELEMENTARY SCHOOL	0	145	123	131	115	106	85	0	0	0	0	0	0	0	705
DALTON ELEMENTARY SCHOOL	0	95	101	95	76	90	103	0	0	0	0	0	0	0	560
DARTMOUTH ELEMENTARY SCHOOL	0	70	71	82	70	94	88	0	0	0	0	0	0	0	475
EAST MIDDLE SCHOOL	0	0	0	0	0	0	0	359	343	333	0	0	0	0	1,035
ELKHART ELEMENTARY SCHOOL	0	110	95	98	87	107	80	0	0	0	0	0	0	0	577
HARTENBACH HIGH SCHOOL	0	0	0	0	0	0	0	0	0	0	48	37	30	17	132
AURORA PUBLIC SCHOOLS CHILD DEVELOPMENT CENTER	563	0	0	0	0	0	0	0	0	0	0	0	0	0	563
FLETCHER ELEMENTARY SCHOOL	0	107	86	101	77	74	76	0	0	0	0	0	0	0	521
FULTON ELEMENTARY SCHOOL	0	87	71	73	79	152	111	0	0	0	0	0	0	0	573
GATEWAY HIGH SCHOOL	0	0	0	0	0	0	0	0	0	0	630	422	366	320	1,738
HINKLEY HIGH SCHOOL	0	0	0	0	0	0	0	0	0	0	638	434	305	284	1,661
IOWA ELEMENTARY SCHOOL	0	83	84	85	99	82	89	0	0	0	0	0	0	0	522
JAMAICA ELEMENTARY SCHOOL	0	67	78	58	64	0	0	0	0	0	0	0	0	0	267
JEWELL ELEMENTARY SCHOOL	0	93	94	104	78	108	96	0	0	0	0	0	0	0	573
KENTON ELEMENTARY SCHOOL	0	94	101	106	96	139	132	0	0	0	0	0	0	0	668
LANSING ELEMENTARY SCHOOL	0	71	73	60	81	66	70	0	0	0	0	0	0	0	421
LAREDO ELEMENTARY SCHOOL	0	76	66	72	60	77	74	0	0	0	0	0	0	0	425
LYN KNOLL ELEMENTARY SCHOOL	0	54	56	55	58	52	57	0	0	0	0	0	0	0	332
MONTVIEW ELEMENTARY SCHOOL	0	86	101	85	85	84	83	0	0	0	0	0	0	0	524
MRACHEK MIDDLE SCHOOL	0	0	0	0	0	0	0	398	431	465	0	0	0	0	1,294
NORTH MIDDLE SCHOOL	0	0	0	0	0	0	0	273	270	267	0	0	0	0	810
OPTIONS SCHOOL	0	73	77	90	91	72	93	75	68	61	54	42	41	40	877
PARIS ELEMENTARY SCHOOL	0	39	33	38	41	36	35	0	0	0	0	0	0	0	222
PARK LANE ELEMENTARY SCHOOL	0	66	72	63	83	64	64	0	0	0	0	0	0	0	412
AURORA QUEST ACADEMY	0	0	19	30	22	47	47	0	0	0	0	0	0	0	165
RANGEVIEW HIGH SCHOOL	0	0	0	0	0	0	0	0	0	0	631	532	513	398	2,074
SABLE ELEMENTARY SCHOOL	0	83	68	83	78	81	66	0	0	0	0	0	0	0	459
SIDE CREEK ELEMENTARY SCHOOL	0	146	131	135	116	115	105	0	0	0	0	0	0	0	748
SIXTH AVENUE ELEMENTARY SCHOOL	0	95	97	89	95	90	86	0	0	0	0	0	0	0	552
SOUTH MIDDLE SCHOOL	0	0	0	0	0	0	0	289	286	313	0	0	0	0	888
WILLIAM SMITH HIGH SCHOOL	0	0	0	0	0	0	0	0	0	0	68	75	46	56	245
TOLLGATE ELEMENTARY SCHOOL	0	111	95	111	116	95	88	0	0	0	0	0	0	0	616
VASSAR ELEMENTARY SCHOOL	0	97	85	102	101	86	105	0	0	0	0	0	0	0	576
VAUGHN ELEMENTARY SCHOOL	0	118	108	109	115	92	94	0	0	0	0	0	0	0	636
VIRGINIA COURT ELEMENTARY SCHOOL	0	80	103	97	107	113	78	0	0	0	0	0	0	0	578
WEST MIDDLE SCHOOL	0	0	0	0	0	0	0	352	309	294	0	0	0	0	955
WHEELING ELEMENTARY SCHOOL	0	83	76	80	77	90	72	0	0	0	0	0	0	0	478
YALE ELEMENTARY SCHOOL	0	106	102	90	111	110	100	0	0	0	0	0	0	0	619
ADAMS-ARAPAHOE 28J Total	563	2,796	2,691	2,796	2,722	2,714	2,577	2,524	2,458	2,467	2,993	2,077	1,711	1,441	32,530
BYERS 32J															
BYERS ELEMENTARY SCHOOL	49	38	39	46	35	38	45	46	0	0	0	0	0	0	336
BYERS JUNIOR-SENIOR HIGH SCHOOL	0	0	0	0	0	0	0	0	37	57	37	41	33	36	241
BYERS 32J Total	49	38	39	46	35	38	45	46	37	57	37	41	33	36	577
ARAPAHOE Total	2,488	7,477	7,377	7,653	7,554	7,710	7,723	7,947	7,901	8,120	8,918	7,652	7,134	6,712	102,366

COLORADO DEPARTMENT OF EDUCATION

FALL 2003 PUPIL MEMBERSHIP BY COUNTY, DISTRICT, SCHOOL, AND GRADE LEVEL




GRADE LEVEL

<u>COUNTY/DISTRICT/SCHOOL</u>	PK	K	1	2	3	4	5	6	7	8	9	10	11	12	TOTAL
ARCHULETA															
ARCHULETA COUNTY 50 JT															
PAGOSA SPRINGS ELEMENTARY SCHOOL	0	90	130	111	109	111	0	0	0	0	0	0	0	0	551
PAGOSA SPRINGS INTERMEDIATE SCHOOL	0	0	0	0	0	0	113	118	0	0	0	0	0	0	231
PAGOSA SPRINGS JUNIOR HIGH SCHOOL	0	0	0	0	0	0	0	0	139	121	0	0	0	0	260
PAGOSA SPRINGS HIGH SCHOOL	0	0	0	0	0	0	0	0	0	0	149	125	111	126	511
ARCHULETA COUNTY 50 JT Total	0	90	130	111	109	111	113	118	139	121	149	125	111	126	1,553
ARCHULETA Total	0	90	130	111	109	111	113	118	139	121	149	125	111	126	1,553
BACA															
WALSH RE-1															
EAGLE VIEW ACADEMY	0	0	0	0	0	0	0	0	0	0	0	0	2	0	2
WALSH ELEMENTARY SCHOOL	27	13	16	19	16	16	14	13	0	0	0	0	0	0	134
WALSH HIGH SCHOOL	0	0	0	0	0	0	0	0	14	13	8	15	26	19	95
WALSH RE-1 Total	27	13	16	19	16	16	14	13	14	13	8	15	28	19	231
PRITCHETT RE-3															
PRITCHETT ELEMENTARY SCHOOL	6	4	8	4	2	2	6	0	0	0	0	0	0	0	32
PRITCHETT MIDDLE SCHOOL	0	0	0	0	0	0	0	7	6	3	0	0	0	0	16
PRITCHETT HIGH SCHOOL	0	0	0	0	0	0	0	0	0	0	5	8	4	8	25
PRITCHETT RE-3 Total	6	4	8	4	2	2	6	7	6	3	5	8	4	8	73
SPRINGFIELD RE-4															
SPRINGFIELD ELEMENTARY SCHOOL	35	26	26	25	21	21	15	30	0	0	0	0	0	0	199
SPRINGFIELD JUNIOR HIGH SCHOOL	0	0	0	0	0	0	0	0	24	25	0	0	0	0	49
SPRINGFIELD HIGH SCHOOL	0	0	0	0	0	0	0	0	0	0	20	27	19	28	94
SPRINGFIELD RE-4 Total	35	26	26	25	21	21	15	30	24	25	20	27	19	28	342
VILAS RE-5															
V.I.L.A.S. ONLINE SCHOOL	0	6	4	2	5	6	6	10	15	24	102	52	30	28	290
VILAS ELEMENTARY SCHOOL	2	5	7	2	5	6	3	1	0	0	0	0	0	0	31
VILAS UNDIVIDED HIGH SCHOOL	0	0	0	0	0	0	0	0	12	8	10	14	13	7	64
VILAS RE-5 Total	2	11	11	4	10	12	9	11	27	32	112	66	43	35	385
CAMPO RE-6															
NOT IN A SCHOOL	0	0	0	0	0	0	0	0	0	0	0	0	0	1	1
CAMPO ELEMENTARY SCHOOL	2	5	5	3	1	7	7	7	0	0	0	0	0	0	37
CAMPO UNDIVIDED HIGH SCHOOL	0	0	0	0	0	0	0	0	5	6	6	3	8	7	35
CAMPO RE-6 Total	2	5	5	3	1	7	7	7	5	6	6	3	8	8	73
BACA Total	72	59	66	55	50	58	51	68	76	79	151	119	102	98	1,104
BENT															
LAS ANIMAS RE-1															
NOT IN A SCHOOL	0	0	0	0	0	0	0	0	0	0	0	1	0	0	1
COLUMBIAN ELEMENTARY SCHOOL	0	41	41	40	56	47	56	0	0	0	0	0	0	0	281

COLORADO DEPARTMENT OF EDUCATION

FALL 2003 PUPIL MEMBERSHIP BY COUNTY, DISTRICT, SCHOOL, AND GRADE LEVEL




GRADE LEVEL

COUNTY/DISTRICT/SCHOOL	PK	K	1	2	3	4	5	6	7	8	9	10	11	12	TOTAL
LAS ANIMAS RE-1															
JUMP START LEARNING CENTER	32	0	0	0	0	0	0	0	0	0	0	0	0	0	32
LAS ANIMAS ALTERNATIVE SCHOOL	0	0	0	0	0	0	0	0	0	1	1	2	1	2	7
LAS ANIMAS MIDDLE SCHOOL	0	0	0	0	0	0	0	45	38	45	0	0	0	0	128
LAS ANIMAS HIGH SCHOOL	0	0	0	0	0	0	0	0	0	0	31	40	33	34	138
LAS ANIMAS RE-1 Total	32	41	41	40	56	47	56	45	38	46	32	43	34	36	587
MC CLAVE RE-2															
MC CLAVE ELEMENTARY SCHOOL	18	20	18	18	14	21	18	18	0	0	0	0	0	0	145
MC CLAVE UNDIVIDED HIGH SCHOOL	0	0	0	0	0	0	0	0	16	23	20	22	26	21	128
MC CLAVE RE-2 Total	18	20	18	18	14	21	18	18	16	23	20	22	26	21	273
BENT Total	50	61	59	58	70	68	74	63	54	69	52	65	60	57	860
BOULDER															
ST VRAIN VALLEY RE 1J															
BURLINGTON ELEMENTARY SCHOOL	46	70	80	82	63	71	82	0	0	0	0	0	0	0	494
CENTRAL ELEMENTARY SCHOOL	57	53	68	58	64	57	73	0	0	0	0	0	0	0	430
COLUMBINE ELEMENTARY SCHOOL	0	72	77	60	50	57	76	0	0	0	0	0	0	0	392
EAGLE CREST ELEMENTARY SCHOOL	0	96	113	80	98	115	90	0	0	0	0	0	0	0	592
ERIE ELEMENTARY SCHOOL	58	92	86	79	78	92	83	0	0	0	0	0	0	0	568
ERIE MIDDLE/SENIOR HIGH SCHOOL	0	0	0	0	0	0	0	88	81	93	73	76	73	70	554
FALL RIVER ELEMENTARY SCHOOL	61	127	146	133	145	93	104	0	0	0	0	0	0	0	809
FREDERICK ELEMENTARY SCHOOL	50	87	89	77	84	76	85	0	0	0	0	0	0	0	548
FREDERICK MIDDLE SCHOOL	0	0	0	0	0	0	0	213	190	0	0	0	0	0	403
FREDERICK SENIOR HIGH SCHOOL	0	0	0	0	0	0	0	0	0	181	180	160	130	111	762
HYGIENE ELEMENTARY SCHOOL	0	69	72	77	77	70	85	0	0	0	0	0	0	0	450
INDIAN PEAKS ELEMENTARY SCHOOL	0	55	61	57	53	49	71	0	0	0	0	0	0	0	346
LOMA LINDA ELEMENTARY SCHOOL	41	67	88	71	74	68	74	0	0	0	0	0	0	0	483
LONGMONT HIGH SCHOOL	0	0	0	0	0	0	0	0	0	0	353	355	318	351	1,377
LONGMONT ESTATES ELEMENTARY SCHOOL	62	65	68	68	72	78	96	0	0	0	0	0	0	0	509
SUNSET MIDDLE SCHOOL	0	0	0	0	0	0	0	255	232	234	0	0	0	0	721
LONGS PEAK MIDDLE SCHOOL	0	0	0	0	0	0	0	220	253	258	0	0	0	0	731
LYONS ELEMENTARY SCHOOL	23	30	33	30	29	21	36	0	0	0	0	0	0	0	202
LYONS MIDDLE/SENIOR HIGH SCHOOL	0	0	0	0	0	0	0	57	54	59	71	49	46	55	391
MEAD ELEMENTARY SCHOOL	59	75	64	79	63	80	84	0	0	0	0	0	0	0	504
MEAD MIDDLE SCHOOL	0	0	0	0	0	0	0	180	153	175	0	0	0	0	508
MOUNTAIN VIEW ELEMENTARY SCHOOL	26	51	68	55	63	49	62	0	0	0	0	0	0	0	374
NIWOT ELEMENTARY SCHOOL	61	67	74	94	85	91	93	0	0	0	0	0	0	0	565
NIWOT HIGH SCHOOL	0	0	0	0	0	0	0	0	0	0	327	281	292	258	1,158
HERITAGE MIDDLE SCHOOL	0	0	0	0	0	0	0	263	279	249	0	0	0	0	791
NORTHRIDGE ELEMENTARY SCHOOL	0	77	65	81	81	81	73	0	0	0	0	0	0	0	458
OLDE COLUMBINE HIGH SCHOOL	0	0	0	0	0	0	0	0	0	0	52	48	48	23	171
ADULT EDUCATION/LINCOLN CENTER	0	0	0	0	0	0	0	0	0	0	0	0	5	199	204
PRAIRIE RIDGE ELEMENTARY SCHOOL	59	128	162	142	137	137	136	0	0	0	0	0	0	0	901
ROCKY MOUNTAIN ELEMENTARY SCHOOL	59	65	53	64	56	58	57	0	0	0	0	0	0	0	412
SANBORN ELEMENTARY SCHOOL	0	74	69	72	67	73	73	0	0	0	0	0	0	0	428
SILVER CREEK SCHOOL	0	0	0	0	0	0	0	119	121	125	202	209	200	167	1,143

COLORADO DEPARTMENT OF EDUCATION

FALL 2003 PUPIL MEMBERSHIP BY COUNTY, DISTRICT, SCHOOL, AND GRADE LEVEL




GRADE LEVEL

<u>COUNTY/DISTRICT/SCHOOL</u>	PK	K	1	2	3	4	5	6	7	8	9	10	11	12	TOTAL
SKYLINE HIGH SCHOOL	0	0	0	0	0	0	0	0	0	0	403	379	356	308	1,446
SPANGLER ELEMENTARY SCHOOL	21	78	72	64	54	50	67	0	0	0	0	0	0	0	406
TWIN PEAKS CHARTER ACADEMY	0	48	48	48	48	48	48	48	48	48	0	0	0	0	432
UTE CREEK SECONDARY CHARTER ACADEMY	0	0	0	0	0	0	0	0	0	0	58	52	51	76	237
WESTVIEW MIDDLE SCHOOL	0	0	0	0	0	0	0	233	215	248	0	0	0	0	696
ST VRAIN VALLEY RE 1J Total	683	1,546	1,656	1,571	1,541	1,514	1,648	1,676	1,626	1,670	1,719	1,609	1,519	1,618	21,596
BOULDER VALLEY RE 2															
NOT IN A SCHOOL	0	0	0	0	0	0	0	0	0	0	6	15	6	7	34
ARAPAHOE RIDGE HIGH SCHOOL	0	0	0	0	0	0	0	0	0	0	50	67	82	83	282
ASPEN CREEK K-8 ELEMENTARY SCHOOL	0	53	67	57	70	60	81	152	135	142	0	0	0	0	817
BEAR CREEK ELEMENTARY SCHOOL	0	47	64	48	72	55	57	0	0	0	0	0	0	0	343
BIRCH ELEMENTARY SCHOOL	0	62	67	70	65	73	63	0	0	0	0	0	0	0	400
BOULDER COMMUNITY SCHOOL/INTEGRATED STUDIES	23	40	44	42	46	24	24	0	0	0	0	0	0	0	243
BOULDER HIGH SCHOOL	0	0	0	0	0	0	0	0	0	0	577	478	440	436	1,931
BOULDER PREP CHARTER HIGH SCHOOL	0	0	0	0	0	0	0	0	0	0	25	21	34	11	91
BROOMFIELD HEIGHTS MIDDLE SCHOOL	0	0	0	0	0	0	0	178	190	184	0	0	0	0	552
BROOMFIELD HIGH SCHOOL	0	0	0	0	0	0	0	0	0	0	383	364	266	311	1,324
MANHATTAN SCHOOL OF THE ARTS AND ACADEMICS	0	0	0	0	0	0	0	176	174	238	0	0	0	0	588
CASEY MIDDLE SCHOOL	0	0	0	0	0	0	0	124	93	124	0	0	0	0	341
CENTAURUS HIGH SCHOOL	0	0	0	0	0	0	0	0	0	0	290	270	230	215	1,005
CENTENNIAL MIDDLE SCHOOL	0	0	0	0	0	0	0	221	210	210	0	0	0	0	641
COAL CREEK ELEMENTARY SCHOOL	0	87	100	93	89	90	78	0	0	0	0	0	0	0	537
COLUMBINE ELEMENTARY SCHOOL	13	71	55	53	35	39	46	0	0	0	0	0	0	0	312
COMMUNITY MONTESSORI SCHOOL	32	20	24	28	25	25	25	1	0	0	0	0	0	0	180
CREST VIEW ELEMENTARY SCHOOL	0	82	69	83	69	91	98	0	0	0	0	0	0	0	492
DOUGLASS ELEMENTARY SCHOOL	0	69	73	102	72	79	81	0	0	0	0	0	0	0	476
EISENHOWER ELEMENTARY SCHOOL	0	74	77	76	58	69	66	0	0	0	0	0	0	0	420
ELDORADO K-8 ELEMENTARY SCHOOL	0	77	81	85	81	78	76	149	164	167	0	0	0	0	958
EMERALD ELEMENTARY SCHOOL	31	73	56	42	66	69	60	0	0	0	0	0	0	0	397
FAIRVIEW HIGH SCHOOL	0	0	0	0	0	0	0	0	0	0	507	488	431	461	1,887
FIRESIDE ELEMENTARY SCHOOL	16	48	65	75	78	76	68	0	0	0	0	0	0	0	426
FLATIRONS ELEMENTARY SCHOOL	0	55	47	52	39	54	60	0	0	0	0	0	0	0	307
FOOTHILL ELEMENTARY SCHOOL	0	80	77	71	73	68	61	0	0	0	0	0	0	0	430
GOLD HILL ELEMENTARY SCHOOL	0	7	4	4	8	9	5	0	0	0	0	0	0	0	37
HALCYON SCHOOL (SPECIAL EDUCATION)	0	0	0	0	0	0	0	4	6	5	0	0	0	0	15
HEATHERWOOD ELEMENTARY SCHOOL	0	62	59	49	68	49	63	0	0	0	0	0	0	0	350
HIGH PEAKS ELEMENTARY SCHOOL	0	39	52	48	42	53	45	0	0	0	0	0	0	0	279
JAMESTOWN ELEMENTARY SCHOOL	0	4	7	3	6	1	1	0	0	0	0	0	0	0	22
KOHL ELEMENTARY SCHOOL	17	69	66	70	73	73	81	0	0	0	0	0	0	0	449
LAFAYETTE ELEMENTARY SCHOOL	23	54	53	52	54	57	51	0	0	0	0	0	0	0	344
ANGEVINE MIDDLE SCHOOL	0	0	0	0	0	0	0	243	221	205	0	0	0	0	669
LOUISVILLE ELEMENTARY SCHOOL	0	70	72	67	69	79	83	0	0	0	0	0	0	0	440
LOUISVILLE MIDDLE SCHOOL	0	0	0	0	0	0	0	176	176	195	0	0	0	0	547
CREEKSIDE ELEMENTARY SCHOOL AT MARTIN PARK	20	56	47	57	35	43	46	0	0	0	0	0	0	0	304
MESA ELEMENTARY SCHOOL	0	59	52	65	55	65	52	0	0	0	0	0	0	0	348
MONARCH HIGH SCHOOL	0	0	0	0	0	0	0	0	0	0	446	410	405	371	1,632

COLORADO DEPARTMENT OF EDUCATION

FALL 2003 PUPIL MEMBERSHIP BY COUNTY, DISTRICT, SCHOOL, AND GRADE LEVEL




GRADE LEVEL

<u>COUNTY/DISTRICT/SCHOOL</u>	PK	K	1	2	3	4	5	6	7	8	9	10	11	12	TOTAL
MONARCH K-8 SCHOOL	0	41	49	37	58	52	47	137	161	137	0	0	0	0	719
NEW VISTA HIGH SCHOOL	0	0	0	0	0	0	0	0	0	0	93	93	77	71	334
NEDERLAND ELEMENTARY SCHOOL	22	52	42	51	39	67	43	0	0	0	0	0	0	0	316
NEDERLAND MIDDLE-SENIOR HIGH SCHOOL	0	0	0	0	0	0	0	49	64	54	64	49	54	53	387
NEVIN PLATT MIDDLE SCHOOL	0	0	0	0	0	0	0	167	165	197	0	0	0	0	529
HORIZONS K-8 ALTERNATIVE CHARTER SCHOOL	0	32	33	33	36	35	38	33	35	34	0	0	0	0	309
PEAK TO PEAK CHARTER SCHOOL	0	51	72	72	79	80	104	123	163	135	120	80	29	0	1,108
PIONEER BILINGUAL ELEMENTARY SCHOOL	28	71	61	71	45	50	39	0	0	0	0	0	0	0	365
RYAN ELEMENTARY SCHOOL	0	75	68	58	63	60	66	0	0	0	0	0	0	0	390
SANCHEZ ELEMENTARY SCHOOL	16	49	42	41	45	57	52	0	0	0	0	0	0	0	302
SOUTHERN HILLS MIDDLE SCHOOL	0	0	0	0	0	0	0	191	173	161	0	0	0	0	525
SUMMIT MIDDLE CHARTER SCHOOL	0	0	0	0	0	0	0	91	101	117	0	0	0	0	309
SUPERIOR ELEMENTARY SCHOOL	0	101	88	100	99	102	99	0	0	0	0	0	0	0	589
UNIVERSITY HILL ELEMENTARY SCHOOL	0	77	86	82	86	85	87	0	0	0	0	0	0	0	503
WHITTIER ELEMENTARY SCHOOL	0	59	46	50	47	52	49	0	0	0	0	0	0	0	303
BOULDER VALLEY RE 2 Total	241	1,966	1,965	1,987	1,945	2,019	1,995	2,215	2,231	2,305	2,561	2,335	2,054	2,019	27,838
BOULDER Total	924	3,512	3,621	3,558	3,486	3,533	3,643	3,891	3,857	3,975	4,280	3,944	3,573	3,637	49,434
CHAFFEE															
BUENA VISTA R-31															
BUENA VISTA HIGH SCHOOL	0	0	0	0	0	0	0	0	0	0	86	79	75	76	316
HARRY L MC GINNIS MIDDLE SCHOOL	0	0	0	0	0	0	0	70	88	89	0	0	0	0	247
CHAFFEE COUNTY HIGH SCHOOL	0	0	0	0	0	0	0	0	0	0	13	13	6	5	37
AVERY/PARSONS ELEMENTARY SCHOOL	10	57	66	42	56	78	71	0	0	0	0	0	0	0	380
BUENA VISTA R-31 Total	10	57	66	42	56	78	71	70	88	89	99	92	81	81	980
SALIDA R-32															
SALIDA MIDDLE SCHOOL	0	0	0	0	0	0	91	96	106	108	0	0	0	0	401
LONGFELLOW ELEMENTARY SCHOOL	0	89	93	74	76	63	0	0	0	0	0	0	0	0	395
SALIDA HIGH SCHOOL	0	0	0	0	0	0	0	0	0	0	111	97	98	69	375
SALIDA R-32 Total	0	89	93	74	76	63	91	96	106	108	111	97	98	69	1,171
CHAFFEE Total	10	146	159	116	132	141	162	166	194	197	210	189	179	150	2,151
CHEYENNE															
KIT CARSON R-1															
KIT CARSON ELEMENTARY SCHOOL	0	11	4	6	3	8	5	0	0	0	0	0	0	0	37
KIT CARSON JUNIOR-SENIOR HIGH SCHOOL	0	0	0	0	0	0	0	3	11	6	15	8	11	8	62
KIT CARSON R-1 Total	0	11	4	6	3	8	5	3	11	6	15	8	11	8	99
CHEYENNE COUNTY RE-5															
CHEYENNE WELLS ELEMENTARY SCHOOL	29	13	15	12	23	10	0	0	0	0	0	0	0	0	102
CHEYENNE WELLS MIDDLE SCHOOL	0	0	0	0	0	0	22	15	22	23	0	0	0	0	82
CHEYENNE WELLS HIGH SCHOOL	0	0	0	0	0	0	0	0	0	0	22	21	25	24	92
CHEYENNE COUNTY RE-5 Total	29	13	15	12	23	10	22	15	22	23	22	21	25	24	276

COLORADO DEPARTMENT OF EDUCATION

FALL 2003 PUPIL MEMBERSHIP BY COUNTY, DISTRICT, SCHOOL, AND GRADE LEVEL




GRADE LEVEL

<u>COUNTY/DISTRICT/SCHOOL</u>	PK	K	1	2	3	4	5	6	7	8	9	10	11	12	TOTAL
CHEYENNE Total	29	24	19	18	26	18	27	18	33	29	37	29	36	32	375
CLEAR CREEK															
CLEAR CREEK RE-1															
CLEAR CREEK MIDDLE SCHOOL	0	0	0	0	0	0	0	0	91	100	0	0	0	0	191
GEORGETOWN ELEMENTARY SCHOOL	0	25	18	21	18	27	23	20	0	0	0	0	0	0	152
CARLSON ELEMENTARY SCHOOL	50	41	37	31	31	30	36	40	0	0	0	0	0	0	296
CLEAR CREEK HIGH SCHOOL	0	0	0	0	0	0	0	0	0	0	99	84	73	76	332
KING-MURPHY ELEMENTARY SCHOOL	28	24	41	28	30	40	29	25	0	0	0	0	0	0	245
CLEAR CREEK RE-1 Total	78	90	96	80	79	97	88	85	91	100	99	84	73	76	1,216
CLEAR CREEK Total	78	90	96	80	79	97	88	85	91	100	99	84	73	76	1,216
CONEJOS															
NORTH CONEJOS RE-1J															
CENTAURI MIDDLE SCHOOL	0	0	0	0	0	0	0	79	96	93	0	0	0	0	268
CENTAURI HIGH SCHOOL	0	0	0	0	0	0	0	0	0	0	93	97	80	82	352
LA JARA ELEMENTARY SCHOOL	21	42	54	38	34	46	44	0	0	0	0	0	0	0	279
LA JARA SECOND CHANCE SCHOOL	0	0	0	0	0	0	0	2	5	8	14	14	14	26	69
MANASSA ELEMENTARY SCHOOL	0	38	36	39	41	28	47	0	0	0	0	0	0	0	229
NORTH CONEJOS RE-1J Total	21	80	90	77	75	74	91	79	98	98	101	111	94	108	1,197
SANFORD 6J															
SANFORD ELEMENTARY SCHOOL	27	23	31	19	21	18	30	28	0	0	0	0	0	0	197
SANFORD JUNIOR/SENIOR HIGH SCHOOL	0	0	0	0	0	0	0	0	32	26	31	41	26	31	187
SANFORD 6J Total	27	23	31	19	21	18	30	28	32	26	31	41	26	31	384
SOUTH CONEJOS RE-10															
GUADALUPE ELEMENTARY SCHOOL	0	24	21	23	19	20	21	30	0	0	0	0	0	0	158
ANTONITO JUNIOR HIGH SCHOOL	0	0	0	0	0	0	0	0	15	33	0	0	0	0	48
ANTONITO HIGH SCHOOL	0	0	0	0	0	0	0	0	0	0	38	25	23	29	115
SOUTH CONEJOS RE-10 Total	0	24	21	23	19	20	21	30	15	33	38	25	23	29	321
CONEJOS Total	48	127	142	119	115	112	142	137	145	157	170	177	143	168	1,902
COSTILLA															
CENTENNIAL R-1															
NOT IN A SCHOOL	0	0	0	0	0	0	0	0	0	0	0	1	0	0	1
CENTENNIAL JUNIOR HIGH SCHOOL	0	0	0	0	0	0	0	0	1	0	0	0	0	0	1
CENTENNIAL HIGH SCHOOL	0	0	0	0	0	0	0	0	0	0	34	28	17	18	97
CENTENNIAL ELEMENTARY SCHOOL	8	18	18	13	20	1	1	0	0	0	0	0	0	0	79
CENTENNIAL R-1 Total	8	18	18	13	20	1	1	0	1	0	34	29	17	18	178
SIERRA GRANDE R-30															
SIERRA GRANDE ELEMENTARY SCHOOL	3	15	24	23	31	23	21	25	0	0	0	0	0	0	165
SIERRA GRANDE JUNIOR HIGH SCHOOL	0	0	0	0	0	0	0	0	25	23	0	0	0	0	48
SIERRA GRANDE SENIOR HIGH SCHOOL	0	0	0	0	0	0	0	0	0	0	18	25	18	13	74

COLORADO DEPARTMENT OF EDUCATION

FALL 2003 PUPIL MEMBERSHIP BY COUNTY, DISTRICT, SCHOOL, AND GRADE LEVEL




GRADE LEVEL

<u>COUNTY/DISTRICT/SCHOOL</u>	PK	K	1	2	3	4	5	6	7	8	9	10	11	12	TOTAL
SIERRA GRANDE R-30 Total	3	15	24	23	31	23	21	25	25	23	18	25	18	13	287
COSTILLA Total	11	33	42	36	51	24	22	25	26	23	52	54	35	31	465
<u>CROWLEY</u>															
CROWLEY COUNTY RE-1-J															
CROWLEY COUNTY ELEMENTARY SCHOOL	23	42	43	35	46	49	45	0	0	0	0	0	0	0	283
CROWLEY COUNTY WARD MIDDLE SCHOOL	0	0	0	0	0	0	0	45	57	49	0	0	0	0	151
CROWLEY COUNTY HIGH SCHOOL	0	0	0	0	0	0	0	0	0	0	50	43	37	39	169
CROWLEY COUNTY RE-1-J Total	23	42	43	35	46	49	45	45	57	49	50	43	37	39	603
CROWLEY Total	23	42	43	35	46	49	45	45	57	49	50	43	37	39	603
<u>CUSTER</u>															
CUSTER COUNTY SCHOOL DISTRICT C-1															
CUSTER COUNTY ELEMENTARY SCHOOL	35	32	29	31	35	27	28	0	0	0	0	0	0	0	217
CUSTER MIDDLE SCHOOL	0	0	0	0	0	0	0	43	36	39	0	0	0	0	118
CUSTER COUNTY HIGH SCHOOL	0	0	0	0	0	0	0	0	0	0	43	31	41	43	158
CUSTER COUNTY SCHOOL DISTRICT C-1 Total	35	32	29	31	35	27	28	43	36	39	43	31	41	43	493
CUSTER Total	35	32	29	31	35	27	28	43	36	39	43	31	41	43	493
<u>DELTA</u>															
DELTA COUNTY 50(J)															
CEDAREEDGE HIGH SCHOOL	0	0	0	0	0	0	0	0	0	0	76	75	65	74	290
CEDAREEDGE MIDDLE SCHOOL	0	0	0	0	0	0	0	68	73	75	0	0	0	0	216
CRAWFORD ELEMENTARY SCHOOL	0	8	17	13	22	22	14	16	18	15	0	0	0	0	145
DELTA COUNTY RECOVERY SCHOOL	0	0	0	0	0	0	0	0	0	0	0	1	4	4	9
DELTA MIDDLE SCHOOL	0	0	0	0	0	0	0	185	169	170	0	0	0	0	524
DELTA HIGH SCHOOL	0	0	0	0	0	0	0	0	0	0	179	176	160	125	640
GARNET MESA ELEMENTARY SCHOOL	0	85	82	86	91	90	83	0	0	0	0	0	0	0	517
HOTCHKISS ELEMENTARY SCHOOL	0	32	38	31	37	40	38	36	43	47	0	0	0	0	342
HOTCHKISS HIGH SCHOOL	0	0	0	0	0	0	0	0	0	0	67	68	63	70	268
CEDAREEDGE ELEMENTARY SCHOOL	0	59	59	57	54	75	72	0	0	0	0	0	0	0	376
LINCOLN ELEMENTARY SCHOOL	0	87	87	82	90	91	87	0	0	0	0	0	0	0	524
PAONIA ELEMENTARY SCHOOL	0	47	38	36	33	30	39	38	0	0	0	0	0	0	261
PAONIA HIGH SCHOOL	0	0	0	0	0	0	0	0	42	48	41	54	42	44	271
VISION SCHOOL	14	41	56	46	54	51	60	70	65	52	52	53	48	42	704
DELTA COUNTY 50(J) Total	14	359	377	351	381	399	393	413	410	407	415	427	382	359	5,087
DELTA Total	14	359	377	351	381	399	393	413	410	407	415	427	382	359	5,087
<u>DENVER</u>															
DENVER COUNTY 1															
NOT IN A SCHOOL	0	0	0	0	0	0	0	0	0	1	2	0	0	0	3
ABRAHAM LINCOLN HIGH SCHOOL	0	0	0	0	0	0	0	0	0	0	546	408	215	271	1,440
RIDGE VIEW ACADEMY CHARTER SCHOOL	0	0	0	0	0	0	0	0	0	0	165	191	28	29	413

COLORADO DEPARTMENT OF EDUCATION

FALL 2003 PUPIL MEMBERSHIP BY COUNTY, DISTRICT, SCHOOL, AND GRADE LEVEL




GRADE LEVEL

<u>COUNTY/DISTRICT/SCHOOL</u>	PK	K	1	2	3	4	5	6	7	8	9	10	11	12	TOTAL
EMERSON STREET SCHOOL	0	0	0	0	0	0	0	0	3	13	34	10	2	1	63
AMESSE ELEMENTARY SCHOOL	64	110	102	92	96	104	90	0	0	0	0	0	0	0	658
ARTS AND CULTURAL STUDIES ACADEMY AT MANUAL	0	0	0	0	0	0	0	0	0	0	160	134	67	65	426
ASBURY ELEMENTARY SCHOOL	0	38	22	44	32	35	27	0	0	0	0	0	0	0	198
VALDEZ ELEMENTARY SCHOOL	62	68	76	62	65	78	51	0	0	0	0	0	0	0	462
ASHLEY ELEMENTARY SCHOOL	36	64	71	66	76	63	54	0	0	0	0	0	0	0	430
BAKER MIDDLE SCHOOL	0	0	0	0	0	0	0	118	124	126	0	0	0	0	368
BARNUM ELEMENTARY SCHOOL	37	105	92	87	92	72	94	0	0	0	0	0	0	0	579
BARRETT ELEMENTARY SCHOOL	17	28	32	29	27	27	26	0	0	0	0	0	0	0	186
BEACH COURT ELEMENTARY SCHOOL	31	60	51	61	57	47	68	0	0	0	0	0	0	0	375
BRADLEY ELEMENTARY SCHOOL	33	44	44	36	28	29	41	9	0	0	0	0	0	0	264
BROMWELL ELEMENTARY SCHOOL	0	53	55	49	73	52	54	0	0	0	0	0	0	0	336
BROWN ELEMENTARY SCHOOL	36	74	61	53	46	64	51	0	0	0	0	0	0	0	385
BRYANT WEBSTER ELEMENTARY SCHOOL	32	62	61	61	50	70	43	0	0	0	0	0	0	0	379
FRED N THOMAS CAREER EDUCATION CENTER	0	0	0	0	0	0	0	0	0	0	109	66	32	64	271
CARSON ELEMENTARY SCHOOL	14	58	53	57	31	43	29	0	0	0	0	0	0	0	285
CENTENNIAL ELEMENTARY SCHOOL	31	78	78	71	59	76	80	49	0	0	0	0	0	0	522
CHELTENHAM ELEMENTARY SCHOOL	36	86	80	78	63	66	83	0	0	0	0	0	0	0	492
CHALLENGES, CHOICES & IMAGES CHARTER SCHOOL	0	12	10	11	11	12	14	16	14	21	11	13	4	2	151
COLORADO HIGH SCHOOL	0	0	0	0	0	0	0	0	0	0	0	37	46	29	112
COLE MIDDLE SCHOOL	0	0	0	0	0	0	0	107	134	125	0	0	0	0	366
COLFAX ELEMENTARY SCHOOL	33	71	40	50	49	47	60	0	0	0	0	0	0	0	350
COLLEGE VIEW ELEMENTARY SCHOOL	34	82	73	61	60	59	63	0	0	0	0	0	0	0	432
COLUMBIAN ELEMENTARY SCHOOL	34	47	38	40	37	54	44	0	0	0	0	0	0	0	294
COLUMBINE ELEMENTARY SCHOOL	33	76	43	52	41	40	51	0	0	0	0	0	0	0	336
ACE COMMUNITY CHALLENGE CHARTER SCHOOL	0	0	0	0	0	0	0	0	0	24	50	0	0	0	74
CONNECTIONS ACADEMY	0	26	22	30	27	29	35	42	41	49	0	0	0	0	301
CORY ELEMENTARY SCHOOL	17	55	63	71	55	52	62	0	0	0	0	0	0	0	375
COWELL ELEMENTARY SCHOOL	36	107	77	81	92	76	89	0	0	0	0	0	0	0	558
CROFTON ELEMENTARY SCHOOL	0	0	23	26	46	45	51	0	0	0	0	0	0	0	191
DENISON MONTESSORI SCHOOL	122	57	66	61	59	56	55	41	0	0	0	0	0	0	517
DENVER ALTERNATIVE SCHOOL	0	0	0	0	0	0	0	0	0	0	0	1	0	20	21
DENVER ARTS & TECHNOLOGY ACADEMY	0	26	52	48	45	46	34	52	18	20	0	0	0	0	341
DENVER SCHOOL OF THE ARTS	0	0	0	0	0	0	0	115	108	113	132	112	113	84	777
DOULL ELEMENTARY SCHOOL	32	96	85	78	74	79	99	0	0	0	0	0	0	0	543
EAGLETON ELEMENTARY SCHOOL	36	90	77	72	66	71	72	0	0	0	0	0	0	0	484
EAST HIGH SCHOOL	0	0	0	0	0	0	0	0	0	0	602	442	416	394	1,854
EBERT ELEMENTARY SCHOOL	13	17	21	18	13	21	11	8	0	0	0	0	0	0	122
EDISON ELEMENTARY SCHOOL	33	93	68	82	91	66	80	0	0	0	0	0	0	0	513
ELLIS ELEMENTARY SCHOOL	33	87	86	79	61	77	64	0	0	0	0	0	0	0	487
DEL PUEBLO ELEMENTARY SCHOOL	25	39	41	24	31	33	21	0	0	0	0	0	0	0	214
EMILY GRIFFITH OPPORTUNITY SCHOOL	0	0	0	0	0	0	0	0	0	0	118	160	183	128	589
D P S NIGHT HIGH SCHOOL	0	0	0	0	0	0	0	0	0	0	13	6	2	2	23
FAIRMONT ELEMENTARY SCHOOL	69	54	54	54	42	55	44	0	0	0	0	0	0	0	372
FAIRVIEW ELEMENTARY SCHOOL	25	61	47	38	28	40	34	0	0	0	0	0	0	0	273
FALLIS ELEMENTARY SCHOOL	32	59	54	65	44	51	40	0	0	0	0	0	0	0	345
FLORENCE CRITTENTON HIGH SCHOOL	0	0	0	0	0	0	0	0	1	5	54	40	18	15	133

COLORADO DEPARTMENT OF EDUCATION

FALL 2003 PUPIL MEMBERSHIP BY COUNTY, DISTRICT, SCHOOL, AND GRADE LEVEL




GRADE LEVEL

COUNTY/DISTRICT/SCHOOL	PK	K	1	2	3	4	5	6	7	8	9	10	11	12	TOTAL
FORCE ELEMENTARY SCHOOL	59	91	94	89	82	86	93	0	0	0	0	0	0	0	594
FORD ELEMENTARY SCHOOL	70	99	83	90	70	98	67	0	0	0	0	0	0	0	577
GARDEN PLACE ELEMENTARY SCHOOL	36	83	82	66	66	59	76	0	0	0	0	0	0	0	468
ARCHULETA ELEMENTARY SCHOOL	33	96	96	71	69	77	52	0	0	0	0	0	0	0	494
GEORGE WASHINGTON HIGH SCHOOL	0	0	0	0	0	0	0	0	0	0	632	370	313	306	1,621
GILPIN ELEMENTARY SCHOOL	36	78	56	57	50	49	46	0	0	0	0	0	0	0	372
GODSMAN ELEMENTARY SCHOOL	32	88	85	86	76	96	83	0	0	0	0	0	0	0	546
GOLDRICK ELEMENTARY SCHOOL	36	115	107	95	112	90	96	0	0	0	0	0	0	0	651
GOVE MIDDLE SCHOOL	0	0	0	0	0	0	0	120	101	158	0	0	0	0	379
GRANT MIDDLE SCHOOL	0	0	0	0	0	0	0	154	151	119	0	0	0	0	424
GRANT RANCH SCHOOL	36	72	66	85	70	63	67	86	89	83	0	0	0	0	717
GREENLEE/METRO LAB ELEMENTARY SCHOOL	58	79	59	53	48	57	62	0	0	0	0	0	0	0	416
GREEN VALLEY ELEMENTARY SCHOOL	53	132	140	118	127	122	122	0	0	0	0	0	0	0	814
GREENWOOD ELEMENTARY SCHOOL	32	89	97	92	75	96	68	0	0	0	0	0	0	0	549
GUST ELEMENTARY SCHOOL	32	62	56	61	78	84	81	0	0	0	0	0	0	0	454
HALLETT ELEMENTARY SCHOOL	24	35	29	26	30	39	36	0	0	0	0	0	0	0	219
HAMILTON MIDDLE SCHOOL	0	0	0	0	0	0	0	336	337	350	0	0	0	0	1,023
HARRINGTON ELEMENTARY SCHOOL	34	67	70	85	73	72	72	0	0	0	0	0	0	0	473
HILL MIDDLE SCHOOL	0	0	0	0	0	0	0	218	239	233	0	0	0	0	690
HOLM ELEMENTARY SCHOOL	31	90	70	77	81	87	83	0	0	0	0	0	0	0	519
HORACE MANN MIDDLE SCHOOL	0	0	0	0	0	0	0	184	172	199	0	0	0	0	555
JOHN F KENNEDY HIGH SCHOOL	0	0	0	0	0	0	0	0	0	0	464	417	356	327	1,564
JOHNSON ELEMENTARY SCHOOL	32	77	71	76	68	66	61	0	0	0	0	0	0	0	451
KAISER ELEMENTARY SCHOOL	38	59	42	39	53	33	47	28	0	0	0	0	0	0	339
KEPNER MIDDLE SCHOOL	0	0	0	0	0	0	0	387	361	369	0	0	0	0	1,117
KIPP: SUNSHINE PEAK ACADEMY	0	0	0	0	0	0	71	75	0	0	0	0	0	0	146
KNAPP ELEMENTARY SCHOOL	58	120	103	114	103	110	100	0	0	0	0	0	0	0	708
KNIGHT FUNDAMENTAL SCHOOL	0	25	77	70	72	89	89	0	0	0	0	0	0	0	422
KUNSMILLER MIDDLE SCHOOL	0	0	0	0	0	0	0	309	293	281	0	0	0	0	883
LAKE MIDDLE SCHOOL	0	0	0	0	0	0	0	256	266	247	0	0	0	0	769
LEADERSHIP ACADEMY AT MANUAL	0	0	0	0	0	0	0	0	0	0	150	64	52	59	325
LIFE SKILLS CENTER OF DENVER	0	0	0	0	0	0	0	0	0	0	105	57	33	17	212
LINCOLN ELEMENTARY SCHOOL	34	32	22	15	16	16	17	0	0	0	0	0	0	0	152
LOWRY ELEMENTARY SCHOOL	30	66	75	50	29	41	30	0	0	0	0	0	0	0	321
MARRAMA ELEMENTARY SCHOOL	39	124	113	118	102	81	113	0	0	0	0	0	0	0	690
MARTIN LUTHER KING MIDDLE SCHOOL	0	0	0	0	0	0	0	421	416	343	0	0	0	0	1,180
MAXWELL ELEMENTARY SCHOOL	32	93	99	98	89	101	111	0	0	0	0	0	0	0	623
MC GLONE ELEMENTARY SCHOOL	70	89	97	88	81	88	94	0	0	0	0	0	0	0	607
MC KINLEY-THATCHER ELEMENTARY SCHOOL	20	28	36	29	23	23	22	0	0	0	0	0	0	0	181
MC MEEN ELEMENTARY SCHOOL	31	106	92	94	80	90	73	0	0	0	0	0	0	0	566
MERRILL MIDDLE SCHOOL	0	0	0	0	0	0	0	218	264	210	0	0	0	0	692
CONTEMPORARY LEARNING ACADEMY HIGH SCHOOL	0	0	0	0	0	0	0	0	0	0	81	50	44	13	188
MILLENIUUM QUEST SCIENCE ACADEMY AT MANUAL	0	0	0	0	0	0	0	0	0	0	107	88	64	44	303
MITCHELL ELEMENTARY SCHOOL	31	54	80	64	52	55	49	0	0	0	0	0	0	0	385
MONTBELLO HIGH SCHOOL	0	0	0	0	0	0	0	0	0	0	440	416	313	226	1,395
OAKLAND ELEMENTARY SCHOOL	49	107	92	100	90	93	95	0	0	0	0	0	0	0	626
MONTCLAIR ELEMENTARY SCHOOL	17	38	36	43	36	37	44	0	0	0	0	0	0	0	251

COLORADO DEPARTMENT OF EDUCATION

FALL 2003 PUPIL MEMBERSHIP BY COUNTY, DISTRICT, SCHOOL, AND GRADE LEVEL




GRADE LEVEL

COUNTY/DISTRICT/SCHOOL	PK	K	1	2	3	4	5	6	7	8	9	10	11	12	TOTAL
MOORE ELEMENTARY SCHOOL	15	43	42	30	61	41	42	52	48	25	0	0	0	0	399
MOREY MIDDLE SCHOOL	0	0	0	0	0	0	0	226	208	181	0	0	0	0	615
MUNROE ELEMENTARY SCHOOL	34	115	103	67	98	99	89	0	0	0	0	0	0	0	605
NEWLON ELEMENTARY SCHOOL	32	117	97	114	92	103	83	0	0	0	0	0	0	0	638
NORTH HIGH SCHOOL	0	0	0	0	0	0	0	0	0	0	677	352	237	208	1,474
RANDOLPH MIDDLE SCHOOL	0	0	0	0	0	0	0	214	248	192	0	0	0	0	654
ACADEMIA ANA MARIE SANDOVAL	99	66	49	50	0	0	0	0	0	0	0	0	0	0	264
ODYSSEY CHARTER ELEMENTARY SCHOOL	0	24	21	29	24	23	27	22	23	25	0	0	0	0	218
ONLINE HIGH SCHOOL	0	0	0	0	0	0	0	0	0	0	6	0	0	0	6
PALMER ELEMENTARY SCHOOL	30	39	62	49	34	36	45	0	0	0	0	0	0	0	295
PARK HILL ELEMENTARY SCHOOL	22	89	76	82	81	91	82	48	38	0	0	0	0	0	609
NOEL MIDDLE SCHOOL	0	0	0	0	0	0	0	283	299	279	0	0	0	0	861
PHILIPS ELEMENTARY SCHOOL	17	34	32	22	20	34	33	0	0	0	0	0	0	0	192
PIONEER CHARTER SCHOOL	30	42	39	41	34	30	38	0	0	0	0	0	0	0	254
PLACE MIDDLE SCHOOL	0	0	0	0	0	0	0	198	201	193	0	0	0	0	592
PREP ASSESSMENT CENTER CONTEMPORARY LEARN	0	0	0	0	0	0	0	0	1	8	27	5	0	0	41
P.S.1 CHARTER SCHOOL	0	0	0	0	0	0	0	9	32	42	92	80	56	50	361
REMINGTON ELEMENTARY SCHOOL	45	56	54	44	36	48	48	0	0	0	0	0	0	0	331
RISHEL MIDDLE SCHOOL	0	0	0	0	0	0	0	271	303	296	0	0	0	0	870
ROSEDALE ELEMENTARY SCHOOL	16	30	28	17	24	16	30	0	0	0	0	0	0	0	161
SABIN ELEMENTARY SCHOOL	37	108	92	96	118	90	90	29	0	0	0	0	0	0	660
SAMUELS ELEMENTARY SCHOOL	32	94	71	83	78	79	64	0	0	0	0	0	0	0	501
SCHENCK ELEMENTARY SCHOOL	35	89	82	82	69	77	71	0	0	0	0	0	0	0	505
SCHMITT ELEMENTARY SCHOOL	34	73	76	59	63	69	57	0	0	0	0	0	0	0	431
SKINNER MIDDLE SCHOOL	0	0	0	0	0	0	0	216	260	224	0	0	0	0	700
SKYLAND COMMUNITY HIGH SCHOOL	0	0	0	0	0	0	0	0	0	0	41	19	0	0	60
SLAVENS ELEMENTARY SCHOOL	20	46	50	54	55	53	49	50	52	49	0	0	0	0	478
SMEDLEY ELEMENTARY SCHOOL	31	66	64	57	69	60	63	0	0	0	0	0	0	0	410
SMILEY MIDDLE SCHOOL	0	0	0	0	0	0	0	206	181	161	0	0	0	0	548
SMITH ELEMENTARY SCHOOL	66	91	52	59	57	48	65	0	0	0	0	0	0	0	438
HENRY MIDDLE SCHOOL	0	0	0	0	0	0	0	263	274	274	0	0	0	0	811
SOUTH HIGH SCHOOL	0	0	0	0	0	0	0	0	0	0	468	350	277	285	1,380
SOUTHMOOR ELEMENTARY SCHOOL	31	60	66	70	61	68	47	0	0	0	0	0	0	0	403
STECK ELEMENTARY SCHOOL	32	52	48	51	35	43	47	0	0	0	0	0	0	0	308
STEDMAN ELEMENTARY SCHOOL	30	43	44	40	32	41	42	0	0	0	0	0	0	0	272
STEELE ELEMENTARY SCHOOL	20	51	52	41	56	42	49	0	0	0	0	0	0	0	311
SWANSEA ELEMENTARY SCHOOL	66	104	120	109	89	82	99	0	0	0	0	0	0	0	669
TELLER ELEMENTARY SCHOOL	14	48	39	36	26	34	40	0	0	0	0	0	0	0	237
THOMAS JEFFERSON HIGH SCHOOL	0	0	0	0	0	0	0	0	0	0	331	304	261	215	1,111
TRAYLOR ELEMENTARY SCHOOL	33	71	88	84	82	106	78	0	0	0	0	0	0	0	542
UNIVERSITY PARK ELEMENTARY SCHOOL	20	71	55	52	62	47	35	0	0	0	0	0	0	0	342
VALVERDE ELEMENTARY SCHOOL	36	80	71	65	65	67	66	0	0	0	0	0	0	0	450
WEST HIGH SCHOOL	0	0	0	0	0	0	0	0	0	0	693	466	311	220	1,690
WESTERLY CREEK ELEMENTARY SCHOOL	25	36	12	14	13	18	5	0	0	0	0	0	0	0	123
CASTRO ELEMENTARY SCHOOL	42	117	107	93	83	89	84	0	0	0	0	0	0	0	615
WHITEMAN ELEMENTARY SCHOOL	13	43	45	35	27	31	35	0	0	0	0	0	0	0	229
WHITTIER ELEMENTARY SCHOOL	17	33	27	29	21	27	29	21	0	0	0	0	0	0	204

COLORADO DEPARTMENT OF EDUCATION

FALL 2003 PUPIL MEMBERSHIP BY COUNTY, DISTRICT, SCHOOL, AND GRADE LEVEL




GRADE LEVEL

<u>COUNTY/DISTRICT/SCHOOL</u>	PK	K	1	2	3	4	5	6	7	8	9	10	11	12	TOTAL
WYATT-EDISON CHARTER ELEMENTARY SCHOOL	0	71	69	81	104	89	85	65	62	66	0	0	0	0	692
WYMAN ELEMENTARY SCHOOL	30	46	41	25	19	26	22	0	0	0	0	0	0	0	209
DENVER COUNTY 1 Total	3,123	6,525	6,117	5,896	5,556	5,740	5,673	5,522	5,362	5,104	6,310	4,658	3,443	3,074	72,103
DENVER Total	3,123	6,525	6,117	5,896	5,556	5,740	5,673	5,522	5,362	5,104	6,310	4,658	3,443	3,074	72,103
<u>DOLORES</u>															
DOLORES COUNTY RE NO.2															
RICO ELEMENTARY SCHOOL	0	1	1	0	1	0	1	1	0	0	0	0	0	0	5
DOLORES COUNTY HIGH SCHOOL	0	0	0	0	0	0	0	0	0	0	25	20	22	29	96
EGNAR MIDDLE SCHOOL	0	0	0	0	0	0	0	20	28	20	0	0	0	0	68
SEVENTH STREET ELEMENTARY SCHOOL	15	12	12	26	14	14	18	0	0	0	0	0	0	0	111
DOLORES COUNTY RE NO.2 Total	15	13	13	26	15	14	19	21	28	20	25	20	22	29	280
DOLORES Total	15	13	13	26	15	14	19	21	28	20	25	20	22	29	280
<u>DOUGLAS</u>															
DOUGLAS COUNTY RE 1															
NOT IN A SCHOOL	0	0	0	0	0	0	0	2	1	1	5	14	15	47	85
ACADEMY CHARTER SCHOOL	0	82	75	77	73	71	71	72	71	64	0	0	0	0	656
ACRES GREEN ELEMENTARY SCHOOL	0	67	70	79	84	72	113	108	0	0	0	0	0	0	593
DANIEL C OAKES HIGH SCHOOL--CASTLE ROCK	0	0	0	0	0	0	0	0	0	0	13	25	27	25	90
ARROWWOOD ELEMENTARY SCHOOL	0	84	81	97	76	73	81	60	0	0	0	0	0	0	552
BEAR CANYON ELEMENTARY SCHOOL	0	72	103	99	102	80	99	90	0	0	0	0	0	0	645
BUFFALO RIDGE ELEMENTARY SCHOOL	0	78	86	89	78	89	86	87	0	0	0	0	0	0	593
CANTRIL SCHOOL	394	0	0	0	0	0	0	0	0	0	0	0	0	0	394
CASTLE ROCK ELEMENTARY SCHOOL	0	106	98	94	83	90	79	94	0	0	0	0	0	0	644
CHAPARRAL HIGH SCHOOL	0	0	0	0	0	0	0	0	0	0	519	433	445	361	1,758
CHALLENGE TO EXCELLENCE CHARTER SCHOOL	0	44	55	53	44	41	46	41	22	12	0	0	0	0	358
CHERRY VALLEY ELEMENTARY SCHOOL	0	14	12	11	11	7	10	10	0	0	0	0	0	0	75
CORE KNOWLEDGE CHARTER SCHOOL	0	44	44	44	44	44	44	44	44	44	0	0	0	0	396
COUGAR RUN ELEMENTARY SCHOOL	0	83	96	111	80	93	101	78	0	0	0	0	0	0	642
COYOTE CREEK ELEMENTARY SCHOOL	0	98	102	94	100	104	87	97	0	0	0	0	0	0	682
CRESTHILL MIDDLE SCHOOL	0	0	0	0	0	0	0	0	471	496	0	0	0	0	967
DANIEL C OAKES HIGH SCHOOL	0	0	0	0	0	0	0	0	0	0	1	12	22	28	63
CASTLE ROCK MIDDLE SCHOOL	0	0	0	0	0	0	0	0	562	546	0	0	0	0	1,108
DOUGLAS COUNTY HIGH SCHOOL	0	0	0	0	0	0	0	0	0	0	659	672	575	515	2,421
ROCK RIDGE ELEMENTARY SCHOOL	0	80	88	83	85	92	74	85	0	0	0	0	0	0	587
CHEROKEE TRAIL ELEMENTARY SCHOOL	0	100	93	94	100	108	100	94	0	0	0	0	0	0	689
EAGLE RIDGE ELEMENTARY SCHOOL	0	91	106	78	100	95	96	98	0	0	0	0	0	0	664
EAGLE ACADEMY	0	0	0	0	0	0	0	0	0	0	0	4	18	58	80
ELDORADO ELEMENTARY SCHOOL	0	98	73	82	92	68	68	62	0	0	0	0	0	0	543
FLAGSTONE ELEMENTARY SCHOOL	0	72	47	54	62	69	39	62	0	0	0	0	0	0	405
FOX CREEK ELEMENTARY SCHOOL	0	88	92	98	90	96	99	105	0	0	0	0	0	0	668
FRANKTOWN ELEMENTARY SCHOOL	0	27	38	37	46	49	56	49	0	0	0	0	0	0	302
FRONTIER VALLEY ELEMENTARY SCHOOL	0	82	96	72	58	64	50	57	0	0	0	0	0	0	479
HERITAGE ELEMENTARY SCHOOL	0	126	90	94	76	65	53	70	0	0	0	0	0	0	574

COLORADO DEPARTMENT OF EDUCATION

FALL 2003 PUPIL MEMBERSHIP BY COUNTY, DISTRICT, SCHOOL, AND GRADE LEVEL




GRADE LEVEL

COUNTY/DISTRICT/SCHOOL	PK	K	1	2	3	4	5	6	7	8	9	10	11	12	TOTAL
HIGHLANDS RANCH HIGH SCHOOL	0	0	0	0	0	0	0	0	0	0	443	416	462	452	1,773
IRON HORSE ELEMENTARY SCHOOL	0	106	109	89	104	97	91	103	0	0	0	0	0	0	699
LARKSPUR ELEMENTARY SCHOOL	0	46	49	54	45	48	53	45	0	0	0	0	0	0	340
LEGACY POINT ELEMENTARY SCHOOL	0	66	51	45	63	65	41	55	0	0	0	0	0	0	386
MEADOW VIEW ELEMENTARY SCHOOL	0	123	138	111	104	115	95	106	0	0	0	0	0	0	792
D C S MONTESSORI CHARTER SCHOOL	0	57	66	53	47	32	32	34	0	0	0	0	0	0	321
MOUNTAIN VIEW ELEMENTARY SCHOOL	0	114	120	113	155	0	0	0	0	0	0	0	0	0	502
MOUNTAIN RIDGE MIDDLE SCHOOL	0	0	0	0	0	0	0	0	474	448	0	0	0	0	922
MOUNTAIN VISTA HIGH SCHOOL	0	0	0	0	0	0	0	0	0	0	450	397	364	0	1,211
NORTHEAST ELEMENTARY SCHOOL	0	0	0	0	0	136	156	172	0	0	0	0	0	0	464
NORTHRIDGE ELEMENTARY SCHOOL	0	77	86	88	104	100	89	120	0	0	0	0	0	0	664
SAGEWOOD MIDDLE SCHOOL	0	0	0	0	0	0	0	0	483	454	0	0	0	0	937
SIERRA MIDDLE SCHOOL	0	0	0	0	0	0	0	0	481	504	0	0	0	0	985
PINE GROVE ELEMENTARY SCHOOL	0	88	106	78	99	111	99	94	0	0	0	0	0	0	675
PINE LANE INTERMEDIATE SCHOOL	0	0	0	0	0	169	196	232	0	0	0	0	0	0	597
PINE LANE PRIMARY SCHOOL	0	185	180	174	184	0	0	0	0	0	0	0	0	0	723
PIONEER ELEMENTARY SCHOOL	0	108	90	93	77	98	67	111	0	0	0	0	0	0	644
PLATTE RIVER CHARTER ACADEMY	0	55	75	51	51	51	49	49	39	0	0	0	0	0	471
PLUM CREEK ACADEMY DAY TREATMENT	0	0	0	0	0	0	0	1	3	3	4	7	4	6	28
ROXBOROUGH ELEMENTARY SCHOOL	0	101	116	85	115	92	102	88	0	0	0	0	0	0	699
PONDEROSA HIGH SCHOOL	0	0	0	0	0	0	0	0	0	0	481	507	460	399	1,847
PRAIRIE CROSSING ELEMENTARY SCHOOL	0	60	58	62	62	56	65	53	0	0	0	0	0	0	416
RANCH VIEW MIDDLE SCHOOL	0	0	0	0	0	0	0	0	420	359	0	0	0	0	779
RENAISSANCE EXPEDITION LEARN OUTWARD BOUND SCHOOL	0	37	40	48	35	32	31	28	18	8	0	0	0	0	277
ROCK CANYON HIGH SCHOOL	0	0	0	0	0	0	0	0	0	0	199	0	0	0	199
ROCKY HEIGHTS MIDDLE SCHOOL	0	0	0	0	0	0	0	0	247	180	0	0	0	0	427
SADDLE RANCH ELEMENTARY SCHOOL	0	134	127	130	104	98	105	82	0	0	0	0	0	0	780
SAND CREEK ELEMENTARY SCHOOL	0	86	77	78	82	64	79	82	0	0	0	0	0	0	548
SEDALIA ELEMENTARY SCHOOL	0	30	31	40	43	45	53	47	0	0	0	0	0	0	289
SOUTH STREET ELEMENTARY SCHOOL	0	104	114	109	98	119	114	110	0	0	0	0	0	0	768
SUMMIT VIEW ELEMENTARY SCHOOL	0	88	96	109	94	105	119	119	0	0	0	0	0	0	730
THUNDERRIDGE HIGH SCHOOL	0	0	0	0	0	0	0	0	0	0	392	377	313	442	1,524
TIMBER TRAIL ELEMENTARY SCHOOL	0	73	62	64	57	56	57	57	0	0	0	0	0	0	426
TRAILBLAZER ELEMENTARY SCHOOL	0	99	105	112	109	84	91	85	0	0	0	0	0	0	685
WILDCAT MOUNTAIN ELEMENTARY SCHOOL	0	103	115	124	106	112	110	98	0	0	0	0	0	0	768
DOUGLAS COUNTY RE 1 Total	394	3,476	3,556	3,450	3,422	3,355	3,348	3,436	3,346	3,158	3,166	2,864	2,705	2,333	42,009
DOUGLAS Total	394	3,476	3,556	3,450	3,422	3,355	3,348	3,436	3,346	3,158	3,166	2,864	2,705	2,333	42,009
EAGLE															
EAGLE COUNTY RE 50															
RED HILL ELEMENTARY SCHOOL	0	42	41	49	48	43	42	0	0	0	0	0	0	0	265
BRUSH CREEK ELEMENTARY SCHOOL	29	51	54	45	33	42	40	0	0	0	0	0	0	0	294
GYPSUM CREEK MIDDLE SCHOOL	0	0	0	0	0	0	0	100	93	90	0	0	0	0	283
RED CANYON HIGH SCHOOL	0	0	0	0	0	0	0	0	0	0	3	10	33	23	69
AVON ELEMENTARY SCHOOL	31	72	61	63	58	42	53	0	0	0	0	0	0	0	380
BATTLE MOUNTAIN HIGH SCHOOL	0	0	0	0	0	0	0	0	0	0	203	174	180	131	688

COLORADO DEPARTMENT OF EDUCATION

FALL 2003 PUPIL MEMBERSHIP BY COUNTY, DISTRICT, SCHOOL, AND GRADE LEVEL




GRADE LEVEL

COUNTY/DISTRICT/SCHOOL	PK	K	1	2	3	4	5	6	7	8	9	10	11	12	TOTAL
BERRY CREEK MIDDLE SCHOOL	0	0	0	0	0	0	0	118	90	126	0	0	0	0	334
EAGLE COUNTY CHARTER ACADEMY	0	0	32	32	33	32	32	32	31	32	0	0	0	0	256
EAGLE VALLEY ELEMENTARY SCHOOL	0	34	44	38	38	38	44	0	0	0	0	0	0	0	236
EAGLE VALLEY HIGH SCHOOL	0	0	0	0	0	0	0	0	0	0	187	170	130	127	614
EAGLE VALLEY MIDDLE SCHOOL	0	0	0	0	0	0	0	95	96	84	0	0	0	0	275
EDWARDS ELEMENTARY SCHOOL	35	73	59	63	75	58	48	0	0	0	0	0	0	0	411
GYPSUM ELEMENTARY SCHOOL	28	55	58	51	40	61	57	0	0	0	0	0	0	0	350
MEADOW MOUNTAIN ELEMENTARY SCHOOL	0	40	42	41	30	34	27	0	0	0	0	0	0	0	214
MINTURN MIDDLE SCHOOL	0	0	0	0	0	0	0	70	57	53	0	0	0	0	180
RED SANDSTONE ELEMENTARY SCHOOL	0	42	28	39	36	35	38	0	0	0	0	0	0	0	218
EAGLE COUNTY RE 50 Total	123	409	419	421	391	385	381	415	367	385	393	354	343	281	5,067
EAGLE Total	123	409	419	421	391	385	381	415	367	385	393	354	343	281	5,067
ELBERT															
ELIZABETH C-1															
ELBERT COUNTY CHARTER SCHOOL	0	45	41	43	34	28	36	35	32	30	0	0	0	0	324
ELIZABETH MIDDLE SCHOOL	0	0	0	0	0	0	0	211	214	211	0	0	0	0	636
ELIZABETH HIGH SCHOOL	0	0	0	0	0	0	0	0	0	0	262	198	186	178	824
FRONTIER HIGH SCHOOL	0	0	0	0	0	0	0	0	0	0	13	12	10	17	52
ELIZABETH RUNNING CREEK PRESCHOOL	24	0	0	0	0	0	0	0	0	0	0	0	0	0	24
RUNNING CREEK ELEMENTARY SCHOOL	0	74	75	86	95	80	100	0	0	0	0	0	0	0	510
SINGING HILLS PRESCHOOL	20	0	0	0	0	0	0	0	0	0	0	0	0	0	20
SINGING HILLS ELEMENTARY SCHOOL	0	70	54	74	87	86	106	0	0	0	0	0	0	0	477
ELIZABETH C-1 Total	44	189	170	203	216	194	242	246	246	241	275	210	196	195	2,867
KIOWA C-2															
KIOWA ELEMENTARY SCHOOL	37	27	25	28	30	25	22	0	0	0	0	0	0	0	194
KIOWA MIDDLE SCHOOL	0	0	0	0	0	0	0	42	31	39	0	0	0	0	112
KIOWA HIGH SCHOOL	0	0	0	0	0	0	0	0	0	0	42	31	26	35	134
KIOWA C-2 Total	37	27	25	28	30	25	22	42	31	39	42	31	26	35	440
BIG SANDY 100J															
SIMLA ELEMENTARY SCHOOL	37	20	23	19	23	14	22	0	0	0	0	0	0	0	158
SIMLA JUNIOR HIGH SCHOOL	0	0	0	0	0	0	0	24	27	36	0	0	0	0	87
SIMLA HIGH SCHOOL	0	0	0	0	0	0	0	0	0	0	20	32	29	31	112
BIG SANDY 100J Total	37	20	23	19	23	14	22	24	27	36	20	32	29	31	357
ELBERT 200															
ELBERT ELEMENTARY SCHOOL	25	19	15	24	23	19	19	28	0	0	0	0	0	0	172
ELBERT JUNIOR-SENIOR HIGH SCHOOL	0	0	0	0	0	0	0	0	22	30	26	23	20	11	132
ELBERT 200 Total	25	19	15	24	23	19	19	28	22	30	26	23	20	11	304
AGATE 300															
AGATE ELEMENTARY SCHOOL	5	8	3	4	6	5	4	0	0	0	0	0	0	0	35
AGATE JUNIOR-SENIOR HIGH SCHOOL	0	0	0	0	0	0	0	5	10	6	9	7	8	10	55
AGATE 300 Total	5	8	3	4	6	5	4	5	10	6	9	7	8	10	90

COLORADO DEPARTMENT OF EDUCATION

FALL 2003 PUPIL MEMBERSHIP BY COUNTY, DISTRICT, SCHOOL, AND GRADE LEVEL




GRADE LEVEL

<u>COUNTY/DISTRICT/SCHOOL</u>	PK	K	1	2	3	4	5	6	7	8	9	10	11	12	TOTAL
ELBERT Total	148	263	236	278	298	257	309	345	336	352	372	303	279	282	4,058
EL PASO															
CALHAN RJ-1															
FRONTIER CHARTER ACADEMY	0	10	8	10	12	8	1	13	10	6	0	0	0	0	78
CALHAN ELEMENTARY SCHOOL	28	39	39	31	42	40	40	0	0	0	0	0	0	0	259
CALHAN MIDDLE SCHOOL	0	0	0	0	0	0	0	43	40	51	0	0	0	0	134
CALHAN HIGH SCHOOL	0	0	0	0	0	0	0	0	0	0	57	46	59	52	214
CALHAN RJ-1 Total	28	49	47	41	54	48	41	56	50	57	57	46	59	52	685
HARRISON 2															
NOT IN A SCHOOL	0	0	0	0	0	0	0	0	0	1	0	0	0	0	1
ADULT & FAMILY LITERACY	0	0	0	0	0	0	0	0	0	0	0	23	32	66	121
BRICKER ELEMENTARY SCHOOL	0	71	66	78	68	76	78	0	0	0	0	0	0	0	437
CARMEL MIDDLE SCHOOL	0	0	0	0	0	0	0	196	193	209	0	0	0	0	598
CENTENNIAL ELEMENTARY SCHOOL	30	86	90	76	86	73	81	0	0	0	0	0	0	0	522
CHAMBERLIN ELEMENTARY SCHOOL	15	41	44	38	36	25	33	0	0	0	0	0	0	0	232
GIBERSON ELEMENTARY SCHOOL	15	53	72	66	76	73	68	48	0	0	0	0	0	0	471
GORMAN MIDDLE SCHOOL	0	0	0	0	0	0	0	147	222	191	0	0	0	0	560
HARRISON HIGH SCHOOL	0	0	0	0	0	0	0	0	0	0	382	283	207	220	1,092
NEW HORIZONS EVENING SCHOOL	0	0	0	0	0	0	0	0	0	0	18	20	21	53	112
JAMES IRWIN CHARTER HIGH SCHOOL	0	0	0	0	0	0	0	0	0	0	95	95	54	55	299
JAMES IRWIN CHARTER MIDDLE SCHOOL	0	0	0	0	0	0	0	103	88	70	0	0	0	0	261
MONTEREY ELEMENTARY SCHOOL	16	53	58	56	87	68	89	0	0	0	0	0	0	0	427
NEW HORIZONS DAY SCHOOL	0	0	0	0	0	0	0	0	6	17	18	9	15	22	87
OAK CREEK ELEMENTARY SCHOOL	24	104	68	38	38	54	41	0	0	0	0	0	0	0	367
OTERO ELEMENTARY SCHOOL	30	64	63	66	73	68	61	41	0	0	0	0	0	0	466
PANORAMA MIDDLE SCHOOL	0	0	0	0	0	0	0	240	299	282	0	0	0	0	821
PIKES PEAK ELEMENTARY SCHOOL	0	52	79	78	54	65	63	0	0	0	0	0	0	0	391
SAND CREEK ELEMENTARY SCHOOL	15	80	86	66	82	66	66	0	0	0	0	0	0	0	461
SIERRA HIGH SCHOOL	0	0	0	0	0	0	0	0	0	0	326	319	273	253	1,171
SOARING EAGLES ELEMENTARY SCHOOL	23	73	50	46	55	53	49	66	0	0	0	0	0	0	415
STRATMOOR HILLS ELEMENTARY SCHOOL	0	57	43	50	55	57	45	38	0	0	0	0	0	0	345
STRATTON MEADOWS ELEMENTARY SCHOOL	15	64	71	70	68	64	60	0	0	0	0	0	0	0	412
TURMAN ELEMENTARY SCHOOL	2	55	61	66	59	58	55	0	0	0	0	0	0	0	356
TUTMOSE ACADEMY CHARTER SCHOOL	0	0	0	0	0	0	0	0	0	0	8	11	10	20	49
WILDFLOWER ELEMENTARY SCHOOL	37	86	60	74	70	68	75	0	0	0	0	0	0	0	470
HARRISON 2 Total	222	939	911	868	907	868	864	879	808	770	847	760	612	689	10,944
WIDEFIELD 3															
FRENCH ELEMENTARY SCHOOL	0	83	80	80	83	91	113	120	0	0	0	0	0	0	650
TALBOTT ELEMENTARY SCHOOL	0	54	44	58	64	52	70	60	0	0	0	0	0	0	402
JANITELL JUNIOR HIGH SCHOOL	0	0	0	0	0	0	0	0	252	261	0	0	0	0	513
LEADERSHIP PREPARATORY ACADEMY	0	50	50	25	24	25	0	0	0	0	0	0	0	0	174
MARTIN LUTHER KING JR ELEMENTARY SCHOOL	0	70	65	69	70	90	87	77	0	0	0	0	0	0	528
MESA RIDGE HIGH SCHOOL	0	0	0	0	0	0	0	0	0	0	377	299	262	272	1,210

COLORADO DEPARTMENT OF EDUCATION

FALL 2003 PUPIL MEMBERSHIP BY COUNTY, DISTRICT, SCHOOL, AND GRADE LEVEL




GRADE LEVEL

COUNTY/DISTRICT/SCHOOL	PK	K	1	2	3	4	5	6	7	8	9	10	11	12	TOTAL
NORTH ELEMENTARY SCHOOL	0	43	43	46	53	40	49	41	0	0	0	0	0	0	315
PINELLO ELEMENTARY SCHOOL	0	59	59	50	55	64	51	50	0	0	0	0	0	0	388
VENETUCCI ELEMENTARY SCHOOL	0	55	64	75	75	57	60	74	0	0	0	0	0	0	460
SPROUL JUNIOR HIGH SCHOOL	0	0	0	0	0	0	0	0	211	223	0	0	0	0	434
SUNRISE ELEMENTARY SCHOOL	0	64	70	77	80	85	94	97	0	0	0	0	0	0	567
WATSON JUNIOR HIGH SCHOOL	0	0	0	0	0	0	0	0	192	209	0	0	0	0	401
WEBSTER ELEMENTARY SCHOOL	0	50	59	59	69	45	76	89	0	0	0	0	0	0	447
DISCOVERY HIGH SCHOOL	0	0	0	0	0	0	0	0	0	0	34	27	18	21	100
WIDEFIELD ELEMENTARY SCHOOL	0	40	55	44	51	56	59	59	0	0	0	0	0	0	364
WIDEFIELD HIGH SCHOOL	0	0	0	0	0	0	0	0	0	0	387	323	299	293	1,302
WILSON PRESCHOOL	220	0	0	0	0	0	0	0	0	0	0	0	0	0	220
WIDEFIELD 3 Total	220	568	589	583	624	605	659	667	655	693	798	649	579	586	8,475
FOUNTAIN 8															
LORRAINE ALTERNATIVE HIGH SCHOOL	0	0	0	0	0	0	0	0	0	0	18	15	10	1	44
CARSON MIDDLE SCHOOL	0	0	0	0	0	0	0	193	168	140	0	0	0	0	501
ABRAMS ELEMENTARY SCHOOL	33	135	110	105	80	75	66	0	0	0	0	0	0	0	604
ARAGON ELEMENTARY SCHOOL	45	76	78	65	61	58	54	0	0	0	0	0	0	0	437
FOUNTAIN MIDDLE SCHOOL	0	0	0	0	0	0	0	262	251	246	0	0	0	0	759
MESA ELEMENTARY SCHOOL	0	76	88	68	79	82	90	0	0	0	0	0	0	0	483
FOUNTAIN-FORT CARSON HIGH SCHOOL	0	0	0	0	0	0	0	0	0	0	365	302	275	276	1,218
JORDAHL ELEMENTARY SCHOOL	28	93	102	103	103	110	98	0	0	0	0	0	0	0	637
MOUNTAINSIDE ELEMENTARY SCHOOL	54	131	120	104	106	83	75	0	0	0	0	0	0	0	673
PATRIOT ELEMENTARY SCHOOL	22	78	100	85	101	75	62	0	0	0	0	0	0	0	523
FOUNTAIN 8 Total	182	589	598	530	530	483	445	455	419	386	383	317	285	277	5,879
COLORADO SPRINGS 11															
ADAMS ELEMENTARY SCHOOL	28	57	53	49	39	41	36	0	0	0	0	0	0	0	303
AUDUBON ELEMENTARY SCHOOL	30	42	48	59	69	65	58	18	7	3	0	0	0	0	399
BATES ELEMENTARY SCHOOL	0	43	45	40	50	40	41	0	0	0	0	0	0	0	259
BIJOU ALTERNATIVE PROGRAM	0	0	0	0	0	0	0	0	0	0	15	19	54	63	151
BRISTOL ELEMENTARY SCHOOL	0	34	48	38	32	40	51	0	0	0	0	0	0	0	243
BUENA VISTA ELEMENTARY SCHOOL	25	34	23	42	22	24	29	0	0	0	0	0	0	0	199
CARVER ELEMENTARY SCHOOL	0	73	99	86	77	82	82	0	0	0	0	0	0	0	499
CHIPETA ELEMENTARY SCHOOL	0	63	68	88	77	77	85	0	0	0	0	0	0	0	458
CIVA CHARTER SCHOOL	0	0	0	0	0	0	0	0	0	0	46	51	42	41	180
COLUMBIA ELEMENTARY SCHOOL	25	37	29	47	25	37	42	0	0	0	0	0	0	0	242
CORONADO HIGH SCHOOL	0	0	0	0	0	0	0	0	0	0	470	464	373	409	1,716
COMMUNITY PREP CHARTER SCHOOL	0	0	0	0	0	0	0	0	0	0	24	45	44	56	169
DOHERTY HIGH SCHOOL	0	0	0	0	0	0	0	0	0	0	524	473	550	593	2,140
EAST MIDDLE SCHOOL	0	0	0	0	0	0	0	167	150	157	0	0	0	0	474
EDISON ELEMENTARY SCHOOL	25	44	36	39	31	30	31	0	0	0	0	0	0	0	236
NIKOLA TESLA EDUCATION OPPORTUNITY CENTER	0	0	0	0	0	0	0	2	25	34	15	47	33	127	283
EMERSON-EDISON JUNIOR CHARTER ACADEMY	0	0	0	0	0	0	0	190	191	212	0	0	0	0	593
FREMONT ELEMENTARY SCHOOL	0	52	55	34	70	62	71	0	0	0	0	0	0	0	344
GLOBE CHARTER SCHOOL	0	17	16	15	15	17	15	17	19	21	18	19	12	11	212
GRANT ELEMENTARY SCHOOL	0	82	87	83	94	92	89	0	0	0	0	0	0	0	527

COLORADO DEPARTMENT OF EDUCATION

FALL 2003 PUPIL MEMBERSHIP BY COUNTY, DISTRICT, SCHOOL, AND GRADE LEVEL




GRADE LEVEL

COUNTY/DISTRICT/SCHOOL	PK	K	1	2	3	4	5	6	7	8	9	10	11	12	TOTAL
HUNT ELEMENTARY SCHOOL	24	35	27	28	31	38	27	0	0	0	0	0	0	0	210
HENRY ELEMENTARY SCHOOL	29	68	89	85	78	88	72	0	0	0	0	0	0	0	509
HOLMES MIDDLE SCHOOL	0	0	0	0	0	0	0	237	277	274	0	0	0	0	788
MANN MIDDLE SCHOOL	0	0	0	0	0	0	0	237	251	234	0	0	0	0	722
HOWBERT ELEMENTARY SCHOOL	28	37	45	42	49	33	33	0	0	0	0	0	0	0	267
IVYWILD ELEMENTARY SCHOOL	0	18	15	25	17	30	27	18	17	15	0	0	0	0	182
JACKSON ELEMENTARY SCHOOL	0	46	60	44	43	40	41	0	0	0	0	0	0	0	274
JEFFERSON ELEMENTARY SCHOOL	27	35	41	32	40	32	33	0	0	0	0	0	0	0	240
JENKINS MIDDLE SCHOOL	0	0	0	0	0	0	0	286	307	293	0	0	0	0	886
KELLER ELEMENTARY SCHOOL	28	76	108	85	90	84	91	0	0	0	0	0	0	0	562
LINCOLN ELEMENTARY SCHOOL	0	41	56	48	48	67	55	0	0	0	0	0	0	0	315
LONGFELLOW ELEMENTARY SCHOOL	0	61	52	56	47	52	44	0	0	0	0	0	0	0	312
MADISON ELEMENTARY SCHOOL	28	50	77	53	55	67	53	0	0	0	0	0	0	0	383
TWAIN ELEMENTARY SCHOOL	30	99	81	98	85	87	90	0	0	0	0	0	0	0	570
KING ELEMENTARY SCHOOL	0	87	80	87	74	97	82	0	0	0	0	0	0	0	507
MARTINEZ ELEMENTARY SCHOOL	0	115	112	115	116	113	126	0	0	0	0	0	0	0	697
MIDLAND ELEMENTARY SCHOOL	0	39	33	29	28	15	15	0	0	0	0	0	0	0	159
MITCHELL HIGH SCHOOL	0	0	0	0	0	0	0	0	0	0	432	420	399	455	1,706
MONROE ELEMENTARY SCHOOL	29	84	68	55	71	43	71	0	0	0	0	0	0	0	421
NORTH MIDDLE SCHOOL	0	0	0	0	0	0	0	207	219	253	0	0	0	0	679
PALMER HIGH SCHOOL	0	0	0	0	0	0	0	0	0	0	499	499	450	568	2,016
PENROSE ELEMENTARY SCHOOL	0	83	97	95	81	87	92	0	0	0	0	0	0	0	535
PIKE ELEMENTARY SCHOOL	28	27	29	20	27	19	12	0	0	0	0	0	0	0	162
QUEEN PALMER ELEMENTARY SCHOOL	14	48	39	43	44	36	44	0	0	0	0	0	0	0	268
ROOSEVELT EDISON CHARTER SCHOOL	0	115	105	99	101	93	87	0	0	0	0	0	0	0	600
RUDY ELEMENTARY SCHOOL	27	78	101	77	83	83	90	0	0	0	0	0	0	0	539
RUSSELL MIDDLE SCHOOL	0	0	0	0	0	0	0	265	268	296	0	0	0	0	829
SABIN MIDDLE SCHOOL	0	0	0	0	0	0	0	228	232	253	0	0	0	0	713
SCOTT ELEMENTARY SCHOOL	0	118	117	116	122	126	131	0	0	0	0	0	0	0	730
STEELE ELEMENTARY SCHOOL	0	43	46	45	53	49	51	0	0	0	0	0	0	0	287
STRATTON ELEMENTARY SCHOOL	28	41	44	48	42	68	63	0	0	0	0	0	0	0	334
TAYLOR ELEMENTARY SCHOOL	0	48	58	54	44	39	40	0	0	0	0	0	0	0	283
TRAILBLAZER ELEMENTARY SCHOOL	0	55	68	70	64	64	54	0	0	0	0	0	0	0	375
WASHINGTON ELEMENTARY SCHOOL	24	29	42	50	34	46	39	0	0	0	0	0	0	0	264
IRVING MIDDLE SCHOOL	0	0	0	0	0	0	0	300	297	316	0	0	0	0	913
WASSON HIGH SCHOOL	0	0	0	0	0	0	0	0	0	0	453	409	382	338	1,582
WEST INTERGENERATIONAL CENTER	0	0	0	0	0	0	0	134	165	157	0	0	0	0	456
WHITTIER ELEMENTARY SCHOOL	0	26	22	30	25	13	25	0	0	0	0	0	0	0	141
ROGERS ELEMENTARY SCHOOL	27	60	56	57	55	50	50	0	0	0	0	0	0	0	355
WILSON ELEMENTARY SCHOOL	0	81	78	82	72	74	55	0	0	0	0	0	0	0	442
COLORADO SPRINGS 11 Total	504	2,321	2,453	2,388	2,320	2,340	2,323	2,306	2,425	2,518	2,496	2,446	2,339	2,661	31,840
CHEYENNE MOUNTAIN 12															
CHEYENNE MOUNTAIN CHARTER ACADEMY	0	60	65	69	58	61	56	47	27	29	0	0	0	0	472
CHEYENNE MOUNTAIN ELEMENTARY SCHOOL	0	43	41	44	44	51	54	53	0	0	0	0	0	0	330
CHEYENNE MOUNTAIN JUNIOR HIGH SCHOOL	0	0	0	0	0	0	0	0	336	332	0	0	0	0	668
CHEYENNE MOUNTAIN HIGH SCHOOL	0	0	0	0	0	0	0	0	0	0	374	335	340	325	1,374

COLORADO DEPARTMENT OF EDUCATION

FALL 2003 PUPIL MEMBERSHIP BY COUNTY, DISTRICT, SCHOOL, AND GRADE LEVEL




GRADE LEVEL

COUNTY/DISTRICT/SCHOOL	PK	K	1	2	3	4	5	6	7	8	9	10	11	12	TOTAL
CHEYENNE MOUNTAIN 12															
BROADMOOR ELEMENTARY SCHOOL	0	40	42	41	42	45	54	48	0	0	0	0	0	0	312
CANON ELEMENTARY SCHOOL	0	38	36	38	40	46	42	46	0	0	0	0	0	0	286
SKYWAY PARK ELEMENTARY SCHOOL	0	37	36	42	41	45	49	49	0	0	0	0	0	0	299
GOLD CAMP ELEMENTARY SCHOOL	38	41	40	24	38	44	52	47	0	0	0	0	0	0	324
PINON VALLEY ELEMENTARY SCHOOL	22	43	50	47	60	72	76	71	0	0	0	0	0	0	441
CHEYENNE MOUNTAIN 12 Total	60	302	310	305	323	364	383	361	363	361	374	335	340	325	4,506
MANITOU SPRINGS 14															
MANITOU SPRINGS ELEMENTARY SCHOOL	21	45	67	59	68	63	67	0	0	0	0	0	0	0	390
MANITOU SPRINGS MIDDLE SCHOOL	0	0	0	0	0	0	0	105	108	116	0	0	0	0	329
MANITOU SPRINGS HIGH SCHOOL	0	0	0	0	0	0	0	0	0	0	123	114	113	114	464
UTE PASS ELEMENTARY SCHOOL	0	20	17	27	19	16	22	0	0	0	0	0	0	0	121
MANITOU SPRINGS 14 Total	21	65	84	86	87	79	89	105	108	116	123	114	113	114	1,304
ACADEMY 20															
ACADEMY EDISON ELEMENTARY SCHOOL	0	85	103	101	103	118	103	0	0	0	0	0	0	0	613
ACADEMY INTERNATIONAL ELEMENTARY SCHOOL	69	97	99	102	98	99	100	0	0	0	0	0	0	0	664
CHALLENGER MIDDLE SCHOOL	0	0	0	0	0	0	0	247	248	318	0	0	0	0	813
AIR ACADEMY HIGH SCHOOL	0	0	0	0	0	0	0	0	0	0	380	347	418	328	1,473
ASPEN VALLEY HIGH SCHOOL	0	0	0	0	0	0	0	0	0	0	9	25	34	36	104
ANTELOPE TRAILS ELEMENTARY SCHOOL	0	85	103	81	112	106	112	0	0	0	0	0	0	0	599
BLACK FOREST CHARTER SCHOOL	0	21	15	9	13	11	9	14	11	9	0	0	0	0	112
THE CLASSICAL ACADEMY CHARTER	0	197	187	186	195	190	194	188	155	120	107	73	59	43	1,894
DOUGLASS VALLEY ELEMENTARY SCHOOL	0	41	50	39	50	48	37	0	0	0	0	0	0	0	265
EAGLEVIEW MIDDLE SCHOOL	0	0	0	0	0	0	0	335	380	394	0	0	0	0	1,109
EDITH WOLFORD ELEMENTARY SCHOOL	0	49	54	60	53	103	50	0	0	0	0	0	0	0	369
EXPLORER ELEMENTARY SCHOOL	87	75	77	78	78	87	81	0	0	0	0	0	0	0	563
FOOTHILLS ELEMENTARY SCHOOL	0	66	77	64	78	81	68	0	0	0	0	0	0	0	434
FRONTIER ELEMENTARY SCHOOL	31	80	80	80	97	115	87	0	0	0	0	0	0	0	570
HIGH PLAINS ELEMENTARY SCHOOL	0	49	47	49	49	57	84	0	0	0	0	0	0	0	335
LIBERTY HIGH SCHOOL	0	0	0	0	0	0	0	0	0	0	358	347	334	334	1,373
MOUNTAIN RIDGE MIDDLE SCHOOL	0	0	0	0	0	0	0	390	414	380	0	0	0	0	1,184
MOUNTAIN VIEW ELEMENTARY SCHOOL	0	75	72	81	84	85	82	0	0	0	0	0	0	0	479
PINE CREEK HIGH SCHOOL	0	0	0	0	0	0	0	0	0	0	350	332	349	288	1,319
PINE VALLEY ELEMENTARY SCHOOL	8	55	52	58	52	50	43	0	0	0	0	0	0	0	318
PIONEER ELEMENTARY SCHOOL	0	84	81	93	101	80	85	0	0	0	0	0	0	0	524
PRAIRIE HILLS ELEMENTARY SCHOOL	0	94	88	77	119	106	116	0	0	0	0	0	0	0	600
RAMPART HIGH SCHOOL	0	0	0	0	0	0	0	0	0	0	421	404	354	357	1,536
ROCKRIMMON ELEMENTARY SCHOOL	0	61	60	63	70	54	58	0	0	0	0	0	0	0	366
TIMBERVIEW MIDDLE SCHOOL	0	0	0	0	0	0	0	343	304	380	0	0	0	0	1,027
WOODMEN-ROBERTS ELEMENTARY SCHOOL	32	58	56	78	70	69	77	0	0	0	0	0	0	0	440
ACADEMY 20 Total	227	1,272	1,301	1,299	1,422	1,459	1,386	1,517	1,512	1,601	1,625	1,528	1,548	1,386	19,083
ELLCOTT 22															
NOT IN A SCHOOL	0	0	0	0	0	0	0	1	0	0	0	0	0	0	1
ELLCOTT ELEMENTARY SCHOOL	6	62	68	64	72	83	0	0	0	0	0	0	0	0	355
ELLCOTT MIDDLE SCHOOL	0	0	0	0	0	0	70	65	62	76	0	0	0	0	273

COLORADO DEPARTMENT OF EDUCATION


FALL 2003 PUPIL MEMBERSHIP BY COUNTY, DISTRICT, SCHOOL, AND GRADE LEVEL



COUNTY/DISTRICT/SCHOOL	GRADE LEVEL															TOTAL
	PK	K	1	2	3	4	5	6	7	8	9	10	11	12		
ELLICOTT 22																
ELLICOTT SENIOR HIGH SCHOOL	0	0	0	0	0	0	0	0	0	0	93	82	49	55	279	
ELLICOTT 22 Total	6	62	68	64	72	83	70	66	62	76	93	82	49	55	908	
PEYTON 23 JT																
PEYTON ELEMENTARY SCHOOL	28	36	39	52	40	43	58	0	0	0	0	0	0	0	296	
PEYTON MIDDLE SCHOOL	0	0	0	0	0	0	0	45	54	67	0	0	0	0	166	
PEYTON HIGH SCHOOL	0	0	0	0	0	0	0	0	0	0	69	56	55	51	231	
PEYTON 23 JT Total	28	36	39	52	40	43	58	45	54	67	69	56	55	51	693	
HANOVER 28																
NOT IN A SCHOOL	0	0	0	0	0	0	0	0	0	1	0	0	1	0	2	
HANOVER ELEMENTARY SCHOOL	1	24	26	16	28	20	20	32	0	0	0	0	0	0	167	
HANOVER JUNIOR-SENIOR HIGH SCHOOL	0	0	0	0	0	0	0	0	33	35	26	19	19	16	148	
HANOVER 28 Total	1	24	26	16	28	20	20	32	33	36	26	19	20	16	317	
LEWIS-PALMER 38																
CREEKSIDE MIDDLE SCHOOL	0	0	0	0	0	0	0	220	213	211	0	0	0	0	644	
GRACE BEST ELEMENTARY SCHOOL	0	61	82	69	85	71	99	0	0	0	0	0	0	0	467	
RAY E KILMER ELEMENTARY SCHOOL	0	42	50	52	48	64	85	0	0	0	0	0	0	0	341	
MONUMENT CHARTER ACADEMY	0	85	79	64	63	64	63	65	41	37	32	0	0	0	593	
LEWIS-PALMER ELEMENTARY SCHOOL	0	31	64	64	67	77	84	0	0	0	0	0	0	0	387	
LEWIS-PALMER MIDDLE SCHOOL	0	0	0	0	0	0	0	202	203	204	0	0	0	0	609	
LEWIS-PALMER HIGH SCHOOL	0	0	0	0	0	0	0	0	0	0	466	441	381	393	1,681	
PALMER LAKE ELEMENTARY SCHOOL	10	48	53	53	57	59	44	0	0	0	0	0	0	0	324	
PRAIRIE WINDS ELEMENTARY SCHOOL	10	41	45	62	47	60	59	0	0	0	0	0	0	0	324	
LEWIS-PALMER 38 Total	20	308	373	364	367	395	434	487	457	452	498	441	381	393	5,370	
FALCON 49																
EVANS ELEMENTARY SCHOOL	0	95	71	99	76	87	83	0	0	0	0	0	0	0	511	
FALCON ELEMENTARY SCHOOL	0	80	77	80	89	94	104	0	0	0	0	0	0	0	524	
FALCON MIDDLE SCHOOL	0	0	0	0	0	0	0	224	221	236	0	0	0	0	681	
FALCON HIGH SCHOOL	0	0	0	0	0	0	0	0	0	0	215	222	184	154	775	
HORIZON MIDDLE SCHOOL	0	0	0	0	0	0	0	235	204	224	0	0	0	0	663	
REMINGTON ELEMENTARY SCHOOL	0	83	117	112	128	81	98	0	0	0	0	0	0	0	619	
RIDGEVIEW ELEMENTARY SCHOOL	31	135	143	141	128	109	122	0	0	0	0	0	0	0	809	
SAND CREEK HIGH SCHOOL	0	0	0	0	0	0	0	0	0	0	447	367	313	287	1,414	
SKYVIEW MIDDLE SCHOOL	0	0	0	0	0	0	0	227	271	216	0	0	0	0	714	
SPRINGS RANCH ELEMENTARY SCHOOL	18	64	84	80	84	63	79	0	0	0	0	0	0	0	472	
STETSON ELEMENTARY SCHOOL	17	85	81	123	94	110	108	0	0	0	0	0	0	0	618	
WOODMEN HILLS ELEMENTARY SCHOOL	27	127	139	127	145	143	152	0	0	0	0	0	0	0	860	
FALCON 49 Total	93	669	712	762	744	687	746	686	696	676	662	589	497	441	8,660	
EDISON 54 JT																
EDISON ACADEMY	0	0	0	0	0	0	0	0	0	2	3	2	7	3	17	
EDISON ELEMENTARY SCHOOL	0	7	9	7	6	11	5	0	0	0	0	0	0	0	45	
EDISON JUNIOR-SENIOR HIGH SCHOOL	0	0	0	0	0	0	0	11	4	10	6	6	12	8	57	
EDISON 54 JT Total	0	7	9	7	6	11	5	11	4	12	9	8	19	11	119	

COLORADO DEPARTMENT OF EDUCATION


FALL 2003 PUPIL MEMBERSHIP BY COUNTY, DISTRICT, SCHOOL, AND GRADE LEVEL



COUNTY/DISTRICT/SCHOOL	GRADE LEVEL													TOTAL	
	PK	K	1	2	3	4	5	6	7	8	9	10	11		12
MIAMI/YODER 60 JT															
NOT IN A SCHOOL	0	0	0	0	0	0	0	0	0	0	1	0	0	0	1
MIAMI/YODER ELEMENTARY SCHOOL	10	22	32	23	27	25	29	0	0	0	0	0	0	0	168
MIAMI/YODER JUNIOR-SENIOR HIGH SCHOOL	0	0	0	0	0	0	0	34	27	35	46	36	34	1	213
MIAMI/YODER 60 JT Total	10	22	32	23	27	25	29	34	27	35	47	36	34	1	382
EL PASO Total	1,622	7,233	7,552	7,388	7,551	7,510	7,552	7,707	7,673	7,856	8,107	7,426	6,930	7,058	99,165
FREMONT															
CANON CITY RE-1															
CANON CITY MIDDLE SCHOOL	0	0	0	0	0	0	0	0	294	288	0	0	0	0	582
CANON CITY HIGH SCHOOL	0	0	0	0	0	0	0	0	0	0	416	331	278	264	1,289
GARDEN PARK HIGH SCHOOL	0	0	0	0	0	0	0	0	0	0	17	22	30	28	97
HARRISON ELEMENTARY SCHOOL	0	40	48	51	60	55	57	44	0	0	0	0	0	0	355
LINCOLN ELEMENTARY SCHOOL	0	47	36	50	34	42	47	55	0	0	0	0	0	0	311
MADISON EXPLORATORY SCHOOL	0	0	14	9	15	12	14	15	0	0	0	0	0	0	79
MC KINLEY ELEMENTARY SCHOOL	0	45	47	56	41	36	40	56	0	0	0	0	0	0	321
MOUNT VIEW CORE KNOWLEDGE CHARTER SCHOOL	0	26	27	27	27	28	27	26	27	26	0	0	0	0	241
SKYLINE ELEMENTARY SCHOOL	0	30	58	44	55	50	47	57	0	0	0	0	0	0	341
WASHINGTON ELEMENTARY SCHOOL	0	62	65	75	71	69	81	75	0	0	0	0	0	0	498
CANON CITY RE-1 Total	0	250	295	312	303	292	313	328	321	314	433	353	308	292	4,114
FLORENCE RE-2															
NOT IN A SCHOOL	12	0	0	0	0	0	0	0	0	0	0	0	0	0	12
FLORENCE HIGH SCHOOL	0	0	0	0	0	0	0	0	0	0	165	153	117	127	562
FREMONT ELEMENTARY SCHOOL	0	77	76	102	76	90	0	0	0	0	0	0	0	0	421
FREMONT MIDDLE SCHOOL	0	0	0	0	0	0	90	87	94	109	0	0	0	0	380
PENROSE ELEMENTARY SCHOOL	0	47	58	61	57	44	60	0	0	0	0	0	0	0	327
PENROSE MIDDLE SCHOOL	0	0	0	0	0	0	0	58	54	42	0	0	0	0	154
FLORENCE RE-2 Total	12	124	134	163	133	134	150	145	148	151	165	153	117	127	1,856
COTOPAXI RE-3															
COTOPAXI HOME-SCHOOL PARTNERSHIP SCHOOL	0	0	3	1	2	0	2	4	2	1	8	6	5	4	38
COTOPAXI ELEMENTARY SCHOOL	0	15	10	15	16	22	21	30	0	0	0	0	0	0	129
COTOPAXI JUNIOR-SENIOR HIGH SCHOOL	0	0	0	0	0	0	0	0	32	35	39	24	25	28	183
COTOPAXI RE-3 Total	0	15	13	16	18	22	23	34	34	36	47	30	30	32	350
FREMONT Total	12	389	442	491	454	448	486	507	503	501	645	536	455	451	6,320
GARFIELD															
ROARING FORK RE-1															
CARBONDALE COMMUNITY CHARTER SCHOOL	0	13	15	12	12	15	14	14	11	11	0	0	0	0	117
BASALT ELEMENTARY SCHOOL	29	112	98	102	93	103	0	0	0	0	0	0	0	0	537
BASALT MIDDLE SCHOOL	0	0	0	0	0	0	118	123	111	120	0	0	0	0	472
BASALT HIGH SCHOOL	0	0	0	0	0	0	0	0	0	0	105	92	113	95	405
BRIDGES	0	0	0	0	0	0	0	0	0	0	5	10	17	33	65

COLORADO DEPARTMENT OF EDUCATION

FALL 2003 PUPIL MEMBERSHIP BY COUNTY, DISTRICT, SCHOOL, AND GRADE LEVEL




GRADE LEVEL

COUNTY/DISTRICT/SCHOOL	PK	K	1	2	3	4	5	6	7	8	9	10	11	12	TOTAL
CARBONDALE ELEMENTARY SCHOOL	0	0	0	105	96	84	101	0	0	0	0	0	0	0	386
CARBONDALE MIDDLE SCHOOL	0	0	0	0	0	0	0	101	77	94	0	0	0	0	272
CRYSTAL RIVER ELEMENTARY SCHOOL	24	104	104	0	0	0	0	0	0	0	0	0	0	0	232
GLENWOOD SPRINGS ELEMENTARY SCHOOL	22	73	81	91	96	100	78	0	0	0	0	0	0	0	541
GLENWOOD SPRINGS MIDDLE SCHOOL	0	0	0	0	0	0	0	136	149	150	0	0	0	0	435
GLENWOOD SPRINGS HIGH SCHOOL	0	0	0	0	0	0	0	0	0	0	184	184	163	165	696
ROARING FORK HIGH SCHOOL	0	0	0	0	0	0	0	0	0	0	96	81	72	79	328
SOPRIS ELEMENTARY SCHOOL	37	74	68	50	48	65	54	0	0	0	0	0	0	0	396
ROARING FORK RE-1 Total	112	376	366	360	345	367	365	374	348	375	390	367	365	372	4,882
GARFIELD RE-2															
HIGHLAND ELEMENTARY SCHOOL	30	81	93	92	101	97	0	0	0	0	0	0	0	0	494
KATHRYN SENOR ELEMENTARY SCHOOL	46	71	94	85	83	67	0	0	0	0	0	0	0	0	446
RIFLE MIDDLE SCHOOL	0	0	0	0	0	0	155	183	178	173	0	0	0	0	689
RIFLE HIGH SCHOOL	0	0	0	0	0	0	0	0	0	0	273	253	229	165	920
RIVERSIDE SCHOOL	0	0	0	0	0	0	70	131	136	129	0	0	0	0	466
ROY MOORE ELEMENTARY SCHOOL	31	53	49	70	43	56	55	0	0	0	0	0	0	0	357
WAMSLEY ELEMENTARY SCHOOL	27	90	79	89	84	69	0	0	0	0	0	0	0	0	438
GARFIELD RE-2 Total	134	295	315	336	311	289	280	314	314	302	273	253	229	165	3,810
GARFIELD 16															
BEA UNDERWOOD ELEMENTARY SCHOOL	0	0	85	80	88	79	79	85	0	0	0	0	0	0	496
GRAND VALLEY EARLY CHILDHOOD LITERACY CENTER	48	80	0	0	0	0	0	0	0	0	0	0	0	0	128
GRAND VALLEY HIGH SCHOOL	0	0	0	0	0	0	0	0	0	0	66	61	38	45	210
L W ST JOHN MIDDLE SCHOOL	0	0	0	0	0	0	0	0	82	80	0	0	0	0	162
GARFIELD 16 Total	48	80	85	80	88	79	79	85	82	80	66	61	38	45	996
GARFIELD Total	294	751	766	776	744	735	724	773	744	757	729	681	632	582	9,688
GILPIN															
GILPIN COUNTY RE-1															
GILPIN COUNTY ELEMENTARY SCHOOL	50	23	25	21	25	35	22	8	0	0	0	0	0	0	209
GILPIN COUNTY UNDIVIDED HIGH SCHOOL	0	0	0	0	0	0	0	18	25	25	27	23	39	25	182
GILPIN COUNTY ALTERNATIVE SCHOOL	0	0	0	0	0	0	0	0	0	0	1	7	0	7	15
GILPIN COUNTY MONTESSORI SCHOOL	0	0	6	5	4	0	0	0	0	0	0	0	0	0	15
GILPIN COUNTY RE-1 Total	50	23	31	26	29	35	22	26	25	25	28	30	39	32	421
GILPIN Total	50	23	31	26	29	35	22	26	25	25	28	30	39	32	421
GRAND															
WEST GRAND 1-JT.															
WEST GRAND ELEMENTARY SCHOOL	0	36	41	41	41	35	32	0	0	0	0	0	0	0	226
WEST GRAND HIGH SCHOOL	0	0	0	0	0	0	0	0	0	0	44	38	44	37	163
WEST GRAND MIDDLE SCHOOL	0	0	0	0	0	0	0	31	40	51	0	0	0	0	122
WEST GRAND 1-JT. Total	0	36	41	41	41	35	32	31	40	51	44	38	44	37	511
EAST GRAND 2															

COLORADO DEPARTMENT OF EDUCATION

FALL 2003 PUPIL MEMBERSHIP BY COUNTY, DISTRICT, SCHOOL, AND GRADE LEVEL




GRADE LEVEL

COUNTY/DISTRICT/SCHOOL	PK	K	1	2	3	4	5	6	7	8	9	10	11	12	TOTAL
EAST GRAND															
EAST GRAND MIDDLE SCHOOL	0	0	0	0	0	0	0	106	120	85	0	0	0	0	311
FRASER VALLEY ELEMENTARY SCHOOL	0	42	38	36	35	35	35	0	0	0	0	0	0	0	221
GRANBY ELEMENTARY SCHOOL	29	39	27	31	39	36	33	0	0	0	0	0	0	0	234
GRAND LAKE ELEMENTARY SCHOOL	0	13	8	12	17	18	16	0	0	0	0	0	0	0	84
INDIAN PEAKS CHARTER SCHOOL	0	8	6	7	7	6	4	8	0	0	0	0	0	0	46
MIDDLE PARK HIGH SCHOOL	0	0	0	0	0	0	0	0	0	0	123	109	103	107	442
EAST GRAND 2 Total	29	102	79	86	98	95	88	114	120	85	123	109	103	107	1,338
GRAND Total	29	138	120	127	139	130	120	145	160	136	167	147	147	144	1,849
GUNNISON															
GUNNISON WATERSHED RE1J															
CRESTED BUTTE COMMUNITY SCHOOL	0	40	34	45	26	31	28	27	27	27	19	31	24	25	384
GUNNISON ELEMENTARY SCHOOL	0	76	79	109	73	93	103	0	0	0	0	0	0	0	533
GUNNISON HIGH SCHOOL	0	0	0	0	0	0	0	0	0	0	101	85	86	76	348
GUNNISON COMMUNITY SCHOOL	0	0	0	0	0	0	0	96	106	87	0	0	0	0	289
GUNNISON VALLEY SCHOOL	0	0	0	0	0	0	0	0	0	0	5	6	10	8	29
GUNNISON PRESCHOOL	40	0	0	0	0	0	0	0	0	0	0	0	0	0	40
MARBLE CHARTER SCHOOL	0	3	4	3	2	3	2	1	0	0	0	0	0	0	18
GUNNISON WATERSHED RE1J Total	40	119	117	157	101	127	133	124	133	114	125	122	120	109	1,641
GUNNISON Total	40	119	117	157	101	127	133	124	133	114	125	122	120	109	1,641
HINSDALE															
HINSDALE COUNTY RE 1															
LAKE CITY COMMUNITY SCHOOL	17	10	3	11	3	6	11	5	2	6	2	0	7	2	85
HINSDALE COUNTY RE 1 Total	17	10	3	11	3	6	11	5	2	6	2	0	7	2	85
HINSDALE Total	17	10	3	11	3	6	11	5	2	6	2	0	7	2	85
HUERFANO															
HUERFANO RE-1															
GARDNER ELEMENTARY SCHOOL	15	5	7	5	10	6	6	12	8	8	0	0	0	0	82
WALSENBERG MIDDLE SCHOOL	0	0	0	0	0	0	55	39	45	48	0	0	0	0	187
JOHN MALL HIGH SCHOOL	0	0	0	0	0	0	0	0	0	0	72	63	52	42	229
WASHINGTON ELEMENTARY SCHOOL	27	40	35	44	47	46	0	0	0	0	0	0	0	0	239
HUERFANO RE-1 Total	42	45	42	49	57	52	61	51	53	56	72	63	52	42	737
LA VETA RE-2															
LA VETA ELEMENTARY SCHOOL	16	8	20	15	20	18	25	18	0	0	0	0	0	0	140
LA VETA JUNIOR-SENIOR HIGH SCHOOL	0	0	0	0	0	0	0	0	21	22	25	20	11	13	112
LA VETA RE-2 Total	16	8	20	15	20	18	25	18	21	22	25	20	11	13	252
HUERFANO Total	58	53	62	64	77	70	86	69	74	78	97	83	63	55	989
JACKSON															
NORTH PARK R-1															

COLORADO DEPARTMENT OF EDUCATION

FALL 2003 PUPIL MEMBERSHIP BY COUNTY, DISTRICT, SCHOOL, AND GRADE LEVEL




GRADE LEVEL

<u>COUNTY/DISTRICT/SCHOOL</u>	PK	K	1	2	3	4	5	6	7	8	9	10	11	12	TOTAL
NORTH PARK JUNIOR-SENIOR HIGH SCHOOL	0	0	0	0	0	0	0	0	14	26	26	19	27	24	136
WALDEN ELEMENTARY SCHOOL	33	19	11	15	18	16	16	15	0	0	0	0	0	0	143
NORTH PARK R-1 Total	33	19	11	15	18	16	16	15	14	26	26	19	27	24	279
JACKSON Total	33	19	11	15	18	16	16	15	14	26	26	19	27	24	279
<u>JEFFERSON</u>															
<u>JEFFERSON COUNTY R-1</u>															
NOT IN A SCHOOL	0	0	0	0	0	0	0	0	0	0	1	3	3	1	8 *
ADAMS ELEMENTARY SCHOOL	109	37	35	41	48	47	43	53	0	0	0	0	0	0	413
MC LAIN HIGH SCHOOL	0	0	0	0	0	0	0	0	1	2	28	127	189	86	433
MC LAIN COMMUNITY HIGH SCHOOL	0	0	0	0	0	0	0	0	0	0	0	0	305	0	305
ALAMEDA HIGH SCHOOL	0	0	0	0	0	0	0	0	0	0	286	296	272	208	1,062
ALLENDALE ELEMENTARY SCHOOL	0	42	44	40	43	45	47	44	0	0	0	0	0	0	305
ARVADA MIDDLE SCHOOL	0	0	0	0	0	0	0	0	167	201	0	0	0	0	368
ARVADA HIGH SCHOOL	0	0	0	0	0	0	0	0	0	0	478	439	375	360	1,652
ARVADA WEST HIGH SCHOOL	0	0	0	0	0	0	0	0	0	0	443	467	389	391	1,690
BEAR CREEK ELEMENTARY SCHOOL	0	110	124	113	131	127	132	122	97	83	0	0	0	0	1,039
BEAR CREEK HIGH SCHOOL	0	0	0	0	0	0	0	0	0	0	496	503	495	401	1,895
BELL MIDDLE SCHOOL	0	0	0	0	0	0	0	0	345	364	0	0	0	0	709
BELMAR ELEMENTARY SCHOOL	0	49	49	51	48	52	47	50	0	0	0	0	0	0	346
BERGEN MEADOWS PRIMARY SCHOOL	71	66	113	87	0	0	0	0	0	0	0	0	0	0	337
BERGEN VALLEY INTERMEDIATE SCHOOL	0	0	0	0	101	112	103	0	0	0	0	0	0	0	316
BRADFORD PRIMARY SCHOOL	0	96	113	105	119	0	0	0	0	0	0	0	0	0	433
BLUE HERON ELEMENTARY SCHOOL	83	45	50	25	25	27	28	26	0	0	0	0	0	0	309
BRADFORD INTERMEDIATE SCHOOL	0	0	0	0	0	115	139	135	0	0	0	0	0	0	389
CAMPBELL ELEMENTARY SCHOOL	163	43	46	41	50	49	45	56	0	0	0	0	0	0	493
CARMODY MIDDLE SCHOOL	0	0	0	0	0	0	0	0	415	411	0	0	0	0	826
CHATFIELD HIGH SCHOOL	0	0	0	0	0	0	0	0	0	0	556	521	533	499	2,109
COAL CREEK ELEMENTARY SCHOOL	16	23	22	11	10	19	16	19	14	6	0	0	0	0	156
COLOROW ELEMENTARY SCHOOL	0	37	38	49	42	63	65	53	0	0	0	0	0	0	347
COLUMBINE HILLS ELEMENTARY SCHOOL	124	40	49	49	42	63	63	57	0	0	0	0	0	0	487
COLUMBINE HIGH SCHOOL	0	0	0	0	0	0	0	0	0	0	426	453	437	413	1,729
CENTER FOR DISCOVERY LEARNING CHARTER SCHOOL	0	13	8	6	8	7	17	8	16	17	31	36	37	13	217
COMPASS MONTESSORI CHARTER SCHOOL	33	28	30	29	29	33	30	29	0	0	0	0	0	0	241
CORONADO ELEMENTARY SCHOOL	0	56	63	64	82	77	95	77	0	0	0	0	0	0	514
COMPASS SECONDARY MONTESSORI CHARTER SCHOOL	0	0	0	0	0	0	0	0	58	80	48	41	21	0	248
CONIFER SENIOR HIGH SCHOOL	0	0	0	0	0	0	0	0	0	0	260	277	240	258	1,035
CREIGHTON MIDDLE SCHOOL	0	0	0	0	0	0	0	0	382	322	0	0	0	0	704
DAKOTA RIDGE SENIOR HIGH SCHOOL	0	0	0	0	0	0	0	0	0	0	432	445	391	363	1,631
D'EVELYN JUNIOR HIGH SCHOOL	0	0	0	0	0	0	0	0	203	185	0	0	0	0	388
D'EVELYN SENIOR HIGH SCHOOL	0	0	0	0	0	0	0	0	0	0	210	146	132	116	604
DEER CREEK MIDDLE SCHOOL	0	0	0	0	0	0	0	0	332	350	0	0	0	0	682
DEVINNY ELEMENTARY SCHOOL	0	64	76	86	93	97	106	97	0	0	0	0	0	0	619
DRAKE JUNIOR HIGH SCHOOL	0	0	0	0	0	0	0	0	327	311	0	0	0	0	638
DUNSTAN MIDDLE SCHOOL	0	0	0	0	0	0	0	0	385	382	0	0	0	0	767
DUTCH CREEK ELEMENTARY SCHOOL	0	55	52	56	53	65	66	64	0	0	0	0	0	0	411

COLORADO DEPARTMENT OF EDUCATION

FALL 2003 PUPIL MEMBERSHIP BY COUNTY, DISTRICT, SCHOOL, AND GRADE LEVEL




GRADE LEVEL

COUNTY/DISTRICT/SCHOOL	PK	K	1	2	3	4	5	6	7	8	9	10	11	12	TOTAL
EDGEWATER ELEMENTARY SCHOOL	29	69	84	69	55	50	38	55	0	0	0	0	0	0	449
EIBER ELEMENTARY SCHOOL	0	55	56	53	64	51	61	72	0	0	0	0	0	0	412
ELK CREEK ELEMENTARY SCHOOL	0	61	57	68	70	63	77	0	0	0	0	0	0	0	396
EXCEL ACADEMY CHARTER SCHOOL	0	31	26	25	26	17	21	27	6	4	0	0	0	0	183
EVERITT MIDDLE SCHOOL	0	0	0	0	0	0	0	0	299	273	0	0	0	0	572
EVERGREEN MIDDLE SCHOOL	0	0	0	0	0	0	0	230	219	205	0	0	0	0	654
EVERGREEN HIGH SCHOOL	0	0	0	0	0	0	0	0	0	0	252	223	227	245	947
FAIRMOUNT ELEMENTARY SCHOOL	0	45	60	63	58	73	70	63	0	0	0	0	0	0	432
FITZMORRIS ELEMENTARY SCHOOL	0	40	36	30	30	44	30	39	0	0	0	0	0	0	249
FALCON BLUFFS MIDDLE SCHOOL	0	0	0	0	0	0	0	0	263	265	0	0	0	0	528
FOOTHILLS ELEMENTARY SCHOOL	0	48	55	55	60	48	62	58	0	0	0	0	0	0	386
FOSTER ELEMENTARY SCHOOL	31	46	42	35	31	40	39	56	0	0	0	0	0	0	320
FREE HORIZON MONTESSORI CHARTER SCHOOL	30	31	39	19	24	12	9	9	0	0	0	0	0	0	173
FREMONT ELEMENTARY SCHOOL	0	47	42	49	40	53	50	57	0	0	0	0	0	0	338
FRUITDALE LANGUAGE DEVELOPMENT PRESCHOOL	131	0	0	0	0	0	0	0	0	0	0	0	0	0	131
GLENNON HEIGHTS ELEMENTARY SCHOOL	0	37	34	27	34	24	42	32	0	0	0	0	0	0	230
GOLDEN HIGH SCHOOL	0	0	0	0	0	0	0	0	0	0	322	363	327	287	1,299
GOVERNOR'S RANCH ELEMENTARY SCHOOL	0	76	70	44	79	74	68	85	0	0	0	0	0	0	496
GREEN GABLES ELEMENTARY SCHOOL	0	45	49	42	43	49	49	57	0	0	0	0	0	0	334
GREEN MOUNTAIN ELEMENTARY SCHOOL	102	48	51	39	30	48	31	49	0	0	0	0	0	0	398
GREEN MOUNTAIN HIGH SCHOOL	0	0	0	0	0	0	0	0	0	0	422	419	373	403	1,617
HACKBERRY HILL ELEMENTARY SCHOOL	0	43	61	60	70	79	74	82	0	0	0	0	0	0	469
HOME OPTIONS SCHOOL	0	0	2	10	7	8	5	6	13	15	3	9	11	11	100
HUTCHINSON ELEMENTARY SCHOOL	0	63	55	52	65	73	78	80	0	0	0	0	0	0	466
INTERVENTIONS TRANSITIONAL PROGRAMS	55	0	2	4	1	3	4	8	13	31	47	14	5	99	286
JEFFERSON ACADEMY CHARTER SCHOOL	0	38	56	54	53	54	52	53	0	0	0	0	0	0	360
JEFFERSON CHARTER ACADEMY JUNIOR HIGH SCHOOL	0	0	0	0	0	0	0	0	67	68	0	0	0	0	135
JEFFERSON CHARTER ACADEMY SENIOR HIGH SCHOOL	0	0	0	0	0	0	0	0	0	0	59	68	55	49	231
JEFFERSON HIGH SCHOOL	0	0	0	0	0	0	0	0	0	0	215	201	174	154	744
SHERIDAN GREEN ELEMENTARY SCHOOL	0	62	58	65	61	48	59	53	0	0	0	0	0	0	406
KEN CARYL MIDDLE SCHOOL	0	0	0	0	0	0	0	0	359	345	0	0	0	0	704
KENDALLVUE ELEMENTARY SCHOOL	71	88	86	75	77	69	59	84	0	0	0	0	0	0	609
KENDRICK LAKES ELEMENTARY SCHOOL	0	44	60	52	66	67	54	69	0	0	0	0	0	0	412
KULLERSTRAND ELEMENTARY SCHOOL	0	44	38	36	39	33	33	27	0	0	0	0	0	0	250
KYFFIN ELEMENTARY SCHOOL	0	59	59	85	69	87	80	85	0	0	0	0	0	0	524
LAKEWOOD HIGH SCHOOL	0	0	0	0	0	0	0	0	0	0	486	408	384	344	1,622
LASLEY ELEMENTARY SCHOOL	0	93	97	110	88	123	121	122	0	0	0	0	0	0	754
LAWRENCE ELEMENTARY SCHOOL	41	48	48	50	43	40	30	56	0	0	0	0	0	0	356
LEAWOOD ELEMENTARY SCHOOL	0	42	49	48	58	56	61	78	0	0	0	0	0	0	392
LINCOLN CHARTER ACADEMY	18	57	56	60	58	60	58	55	0	0	0	0	0	0	422
LITTLE ELEMENTARY SCHOOL	0	30	45	48	53	60	45	64	0	0	0	0	0	0	345
LUKAS ELEMENTARY SCHOOL	0	65	72	76	85	75	89	96	0	0	0	0	0	0	558
LUMBERG ELEMENTARY SCHOOL	0	70	93	71	74	65	74	64	0	0	0	0	0	0	511
ROCKY MOUNTAIN DEAF SCHOOL	10	4	6	7	3	2	2	2	2	2	0	0	0	0	40
MANDALAY MIDDLE SCHOOL	0	0	0	0	0	0	0	0	447	443	0	0	0	0	890
MANNING OPTIONS SCHOOL	0	0	0	0	0	0	0	0	148	148	0	0	0	0	296
MAPLE GROVE ELEMENTARY SCHOOL	0	46	58	60	62	46	56	53	0	0	0	0	0	0	381

COLORADO DEPARTMENT OF EDUCATION

FALL 2003 PUPIL MEMBERSHIP BY COUNTY, DISTRICT, SCHOOL, AND GRADE LEVEL




GRADE LEVEL

COUNTY/DISTRICT/SCHOOL	PK	K	1	2	3	4	5	6	7	8	9	10	11	12	TOTAL
MARSHDALE ELEMENTARY SCHOOL	0	56	68	64	68	60	80	0	0	0	0	0	0	0	396
MARTENSEN ELEMENTARY SCHOOL	39	28	24	35	28	35	39	35	0	0	0	0	0	0	263
LONGVIEW HIGH SCHOOL	0	0	0	0	0	0	0	0	0	0	0	4	19	24	47
MILLER SPECIAL EDUCATION	41	11	10	5	7	5	4	9	10	8	13	15	9	16	163
MITCHELL ELEMENTARY SCHOOL	0	70	80	76	64	87	103	72	0	0	0	0	0	0	552
MOLHOLM ELEMENTARY SCHOOL	43	74	57	48	68	48	60	47	0	0	0	0	0	0	445
MONTESSORI PEAKS CHARTER ACADEMY	94	57	66	41	54	36	28	22	0	0	0	0	0	0	398
MOORE MIDDLE SCHOOL	0	0	0	0	0	0	0	0	400	424	0	0	0	0	824
MORTENSEN ELEMENTARY SCHOOL	0	52	54	55	51	52	66	66	0	0	0	0	0	0	396
MOUNT CARBON ELEMENTARY SCHOOL	0	38	56	65	81	81	75	83	0	0	0	0	0	0	479
NORMANDY ELEMENTARY SCHOOL	0	100	93	93	110	105	97	105	0	0	0	0	0	0	703
NORTH ARVADA MIDDLE SCHOOL	0	0	0	0	0	0	0	0	270	271	0	0	0	0	541
OBERON JUNIOR HIGH SCHOOL	0	0	0	0	0	0	0	0	378	404	0	0	0	0	782
O'CONNELL MIDDLE SCHOOL	0	0	0	0	0	0	0	0	298	308	0	0	0	0	606
JEFFERSON COUNTY OPEN ELEMENTARY SCHOOL	42	35	25	39	34	29	37	36	0	0	0	0	0	0	277
JEFFERSON COUNTY OPEN JUNIOR HIGH SCHOOL	0	0	0	0	0	0	0	0	51	55	0	0	0	0	106
JEFFERSON COUNTY OPEN HIGH SCHOOL	0	0	0	0	0	0	0	0	0	0	64	55	61	72	252
PARMALEE ELEMENTARY SCHOOL	0	24	28	37	43	39	46	0	0	0	0	0	0	0	217
PARR ELEMENTARY SCHOOL	166	37	40	34	31	41	33	44	0	0	0	0	0	0	426
PATTERSON ELEMENTARY SCHOOL	164	44	51	58	54	57	54	61	0	0	0	0	0	0	543
PECK ELEMENTARY SCHOOL	0	48	52	55	57	56	61	61	0	0	0	0	0	0	390
PEIFFER ELEMENTARY SCHOOL	0	49	65	59	66	78	78	90	0	0	0	0	0	0	485
PENNINGTON ELEMENTARY SCHOOL	51	32	29	31	29	32	28	29	0	0	0	0	0	0	261
PLEASANT VIEW ELEMENTARY SCHOOL	48	29	35	41	33	47	36	52	0	0	0	0	0	0	321
POMONA HIGH SCHOOL	0	0	0	0	0	0	0	0	0	0	452	430	418	416	1,716
POWDERHORN ELEMENTARY SCHOOL	0	72	94	96	87	95	106	112	0	0	0	0	0	0	662
PROSPECT VALLEY ELEMENTARY SCHOOL	0	66	62	66	59	72	60	56	0	0	0	0	0	0	441
RALSTON ELEMENTARY SCHOOL	0	42	64	63	52	56	55	56	0	0	0	0	0	0	388
RALSTON VALLEY SENIOR HIGH SCHOOL	0	0	0	0	0	0	0	0	0	0	340	291	372	322	1,325
RED ROCKS ELEMENTARY SCHOOL	0	35	33	43	39	50	35	41	0	0	0	0	0	0	276
ROCKY MOUNTAIN ACADEMY OF EVERGREEN	39	23	23	22	22	22	15	21	12	21	0	0	0	0	220
ROONEY RANCH ELEMENTARY SCHOOL	0	56	57	69	52	75	66	79	0	0	0	0	0	0	454
RUSSELL ELEMENTARY SCHOOL	0	63	46	49	51	37	49	37	0	0	0	0	0	0	332
RYAN ELEMENTARY SCHOOL	0	66	92	82	76	70	68	72	0	0	0	0	0	0	526
COLLEGIATE CHARTER ACADEMY	0	37	41	41	35	41	38	43	34	38	45	36	31	42	502
SECREST ELEMENTARY SCHOOL	0	49	62	54	54	67	57	52	0	0	0	0	0	0	395
SEMPER ELEMENTARY SCHOOL	0	54	81	76	73	73	86	92	0	0	0	0	0	0	535
SHAFFER ELEMENTARY SCHOOL	0	73	95	89	81	88	89	86	0	0	0	0	0	0	601
SHELTON ELEMENTARY SCHOOL	0	65	64	64	58	72	65	64	0	0	0	0	0	0	452
SIERRA ELEMENTARY SCHOOL	0	69	88	75	89	78	84	92	0	0	0	0	0	0	575
SLATER ELEMENTARY SCHOOL	37	41	45	56	43	47	64	62	0	0	0	0	0	0	395
DEANE ELEMENTARY SCHOOL	0	48	82	55	72	59	80	69	0	0	0	0	0	0	465
SOUTH LAKEWOOD ELEMENTARY SCHOOL	0	56	68	58	83	89	82	69	0	0	0	0	0	0	505
STANDLEY LAKE HIGH SCHOOL	0	0	0	0	0	0	0	0	0	0	476	408	411	403	1,698
STEIN ELEMENTARY SCHOOL	46	88	79	72	82	82	85	105	0	0	0	0	0	0	639
STEVENS ELEMENTARY SCHOOL	0	59	55	48	71	57	70	73	0	0	0	0	0	0	433
STOBER ELEMENTARY SCHOOL	0	36	36	37	24	56	44	64	0	0	0	0	0	0	297

COLORADO DEPARTMENT OF EDUCATION

FALL 2003 PUPIL MEMBERSHIP BY COUNTY, DISTRICT, SCHOOL, AND GRADE LEVEL




GRADE LEVEL

COUNTY/DISTRICT/SCHOOL	PK	K	1	2	3	4	5	6	7	8	9	10	11	12	TOTAL
STONY CREEK ELEMENTARY SCHOOL	126	102	104	95	97	94	125	103	0	0	0	0	0	0	846
STOTT ELEMENTARY SCHOOL	0	43	46	53	50	48	68	72	0	0	0	0	0	0	380
SUMMIT RIDGE MIDDLE SCHOOL	0	0	0	0	0	0	0	0	437	433	0	0	0	0	870
SWANSON ELEMENTARY SCHOOL	97	69	77	75	92	67	90	104	0	0	0	0	0	0	671
TANGLEWOOD LANGUAGE DEVELOPMENT PRESCHOOL	80	0	0	0	0	0	0	0	0	0	0	0	0	0	80
THOMSON ELEMENTARY SCHOOL	0	51	55	51	63	53	49	56	0	0	0	0	0	0	378
UTE MEADOWS ELEMENTARY SCHOOL	0	70	75	68	59	78	95	95	0	0	0	0	0	0	540
VAN ARSDALE ELEMENTARY SCHOOL	0	70	76	81	83	67	87	80	0	0	0	0	0	0	544
VANDERHOOF ELEMENTARY SCHOOL	0	72	75	72	78	75	78	80	0	0	0	0	0	0	530
VIVIAN ELEMENTARY SCHOOL	0	29	24	35	41	33	31	44	0	0	0	0	0	0	237
WARDER ELEMENTARY SCHOOL	0	37	45	54	53	47	60	74	0	0	0	0	0	0	370
WARREN OCCUPATION TECHNICAL CENTER	0	0	0	0	0	0	0	0	0	0	5	11	26	50	92
WARREN CENTER PRESCHOOL	45	0	0	0	0	0	0	0	0	0	0	0	0	0	45
WEBER ELEMENTARY SCHOOL	0	71	60	61	64	62	87	92	0	0	0	0	0	0	497
WELCHESTER ELEMENTARY SCHOOL	0	32	47	36	39	50	43	60	0	0	0	0	0	0	307
WESTGATE ELEMENTARY SCHOOL	0	79	78	72	89	104	89	98	0	0	0	0	0	0	609
WEST JEFFERSON ELEMENTARY SCHOOL	101	41	58	67	60	63	65	0	0	0	0	0	0	0	455
WOODROW WILSON CHARTER ACADEMY	0	38	58	61	56	59	28	31	15	5	0	0	0	0	351
WEST JEFFERSON MIDDLE SCHOOL	0	0	0	0	0	0	0	243	239	239	0	0	0	0	721
WEST WOODS ELEMENTARY SCHOOL	0	66	76	79	86	75	76	87	0	0	0	0	0	0	545
DENNISON ELEMENTARY SCHOOL	0	81	88	85	92	90	90	90	0	0	0	0	0	0	616
WESTRIDGE ELEMENTARY SCHOOL	97	70	68	62	75	74	79	75	0	0	0	0	0	0	600
WHEAT RIDGE MIDDLE SCHOOL	0	0	0	0	0	0	0	0	230	217	0	0	0	0	447
WHEAT RIDGE HIGH SCHOOL	0	0	0	0	0	0	0	0	0	0	415	420	350	291	1,476
WILMORE DAVIS ELEMENTARY SCHOOL	0	32	39	41	44	34	48	51	0	0	0	0	0	0	289
WILMOT ELEMENTARY SCHOOL	98	54	75	77	66	81	72	0	0	0	0	0	0	0	523
WITT ELEMENTARY SCHOOL	0	45	61	44	58	52	64	72	0	0	0	0	0	0	396
ZERGER ELEMENTARY SCHOOL	0	37	43	48	52	72	67	79	0	0	0	0	0	0	398
JEFFERSON COUNTY R-1 Total	2,571	5,450	6,042	5,862	6,078	6,244	6,437	6,759	6,952	6,936	7,311	7,129	7,072	6,337	87,180 *
JEFFERSON Total	2,571	5,450	6,042	5,862	6,078	6,244	6,437	6,759	6,952	6,936	7,311	7,129	7,072	6,337	87,180 *
KIOWA															
EADS RE-1															
EADS ELEMENTARY SCHOOL	13	9	13	15	15	12	15	0	0	0	0	0	0	0	92
EADS MIDDLE SCHOOL	0	0	0	0	0	0	0	15	16	16	0	0	0	0	47
EADS HIGH SCHOOL	0	0	0	0	0	0	0	0	0	0	18	13	17	23	71
EADS RE-1 Total	13	9	13	15	15	12	15	15	16	16	18	13	17	23	210
PLAINVIEW RE-2															
PLAINVIEW ELEMENTARY SCHOOL	0	5	6	8	4	7	6	0	0	0	0	0	0	0	36
PLAINVIEW JUNIOR-SENIOR HIGH SCHOOL	0	0	0	0	0	0	0	5	5	1	3	4	3	5	26
PLAINVIEW RE-2 Total	0	5	6	8	4	7	6	5	5	1	3	4	3	5	62
KIOWA Total	13	14	19	23	19	19	21	20	21	17	21	17	20	28	272
KIT CARSON															

COLORADO DEPARTMENT OF EDUCATION

FALL 2003 PUPIL MEMBERSHIP BY COUNTY, DISTRICT, SCHOOL, AND GRADE LEVEL




GRADE LEVEL

<u>COUNTY/DISTRICT/SCHOOL</u>	PK	K	1	2	3	4	5	6	7	8	9	10	11	12	TOTAL
ARRIBA-FLAGLER C-20															
FLAGLER ELEMENTARY SCHOOL	13	15	11	12	13	17	15	0	0	0	0	0	0	0	96
FLAGLER MIDDLE SCHOOL	0	0	0	0	0	0	0	20	22	16	0	0	0	0	58
FLAGLER SENIOR HIGH SCHOOL	0	0	0	0	0	0	0	0	0	0	20	22	19	13	74
ARRIBA-FLAGLER C-20 Total	13	15	11	12	13	17	15	20	22	16	20	22	19	13	228
HI-PLAINS R-23															
HI PLAINS UNDIVIDED HIGH SCHOOL	0	0	0	0	0	0	0	0	17	5	7	10	6	12	57
HI PLAINS ELEMENTARY SCHOOL	10	5	6	8	7	3	11	15	0	0	0	0	0	0	65
HI-PLAINS R-23 Total	10	5	6	8	7	3	11	15	17	5	7	10	6	12	122
STRATTON R-4															
STRATTON ELEMENTARY SCHOOL	30	13	16	17	10	13	22	21	0	0	0	0	0	0	142
STRATTON MIDDLE SCHOOL	0	0	0	0	0	0	0	0	20	29	0	0	0	0	49
STRATTON SENIOR HIGH SCHOOL	0	0	0	0	0	0	0	0	0	0	21	23	20	22	86
STRATTON R-4 Total	30	13	16	17	10	13	22	21	20	29	21	23	20	22	277
BETHUNE R-5															
BETHUNE ELEMENTARY SCHOOL	7	5	6	7	3	6	6	9	0	0	0	0	0	0	49
BETHUNE JUNIOR-SENIOR HIGH SCHOOL	0	0	0	0	0	0	0	0	13	8	13	5	12	7	58
BETHUNE R-5 Total	7	5	6	7	3	6	6	9	13	8	13	5	12	7	107
BURLINGTON RE-6J															
BURLINGTON ELEMENTARY SCHOOL	53	48	55	57	59	63	0	0	0	0	0	0	0	0	335
BURLINGTON MIDDLE SCHOOL	0	0	0	0	0	0	69	54	65	59	0	0	0	0	247
BURLINGTON HIGH SCHOOL	0	0	0	0	0	0	0	0	0	0	69	59	52	61	241
BURLINGTON RE-6J Total	53	48	55	57	59	63	69	54	65	59	69	59	52	61	823
KIT CARSON Total	113	86	94	101	92	102	123	119	137	117	130	119	109	115	1,557
LAKE															
LAKE COUNTY R-1															
LAKE COUNTY INTERMEDIATE SCHOOL	0	0	0	0	0	71	89	100	92	81	0	0	0	0	433
LAKE COUNTY HIGH SCHOOL	0	0	0	0	0	0	0	0	0	0	85	91	68	68	312
PITTS ELEMENTARY SCHOOL	106	100	82	0	0	0	0	0	0	0	0	0	0	0	288
WESTPARK ELEMENTARY SCHOOL	0	0	0	85	87	0	0	0	0	0	0	0	0	0	172
LAKE COUNTY R-1 Total	106	100	82	85	87	71	89	100	92	81	85	91	68	68	1,205
LAKE Total	106	100	82	85	87	71	89	100	92	81	85	91	68	68	1,205
LA PLATA															
DURANGO 9-R															
ANIMAS VALLEY ELEMENTARY SCHOOL	0	31	27	35	36	45	33	0	0	0	0	0	0	0	207
DURANGO HIGH SCHOOL	0	0	0	0	0	0	0	0	0	0	386	410	380	334	1,510
DURANGO SECOND CHANCE	0	0	0	0	0	0	0	0	0	0	30	14	2	2	48
THE EXCEL CHARTER SCHOOL	0	0	0	0	0	0	0	23	26	16	26	9	6	6	112
FLORIDA MESA ELEMENTARY SCHOOL	0	51	43	59	48	50	52	0	0	0	0	0	0	0	303

COLORADO DEPARTMENT OF EDUCATION


FALL 2003 PUPIL MEMBERSHIP BY COUNTY, DISTRICT, SCHOOL, AND GRADE LEVEL



COUNTY/DISTRICT/SCHOOL	GRADE LEVEL														TOTAL
	PK	K	1	2	3	4	5	6	7	8	9	10	11	12	
DURANGO 9-R Total	31	301	298	299	330	325	331	330	388	380	442	433	388	342	4,618 *
BAYFIELD 10 JT-R	14	65	93	72	90	102	80	93	118	115	84	97	81	100	1,204
IGNACIO 11 JT	0	53	46	50	46	49	63	69	64	75	66	73	45	65	764
LA PLATA Total	45	419	437	421	466	476	474	492	570	570	592	603	514	507	6,586 *
LARIMER	610	50	50	46	58	65	54	72	0	0	0	0	0	0	395
POUDRE R-1	0	59	62	62	60	60	56	52	53	35	51	27	26	9	612
JOHNSON ELEMENTARY SCHOOL	0	49	65	62	69	80	101	90	0	0	0	0	0	0	516

COLORADO DEPARTMENT OF EDUCATION

FALL 2003 PUPIL MEMBERSHIP BY COUNTY, DISTRICT, SCHOOL, AND GRADE LEVEL




GRADE LEVEL

COUNTY/DISTRICT/SCHOOL	PK	K	1	2	3	4	5	6	7	8	9	10	11	12	TOTAL
KRUSE ELEMENTARY SCHOOL	0	54	65	54	74	72	85	94	0	0	0	0	0	0	498
LAUREL ELEMENTARY SCHOOL	0	52	65	52	35	63	47	52	0	0	0	0	0	0	366
LESHER JUNIOR HIGH SCHOOL	0	0	0	0	0	0	0	0	233	237	159	0	0	0	629
LIBERTY COMMON CHARTER SCHOOL	0	58	59	57	58	57	59	58	59	42	35	0	0	0	542
LINCOLN JUNIOR HIGH SCHOOL	0	0	0	0	0	0	0	0	240	239	198	0	0	0	677
LINTON ELEMENTARY SCHOOL	0	65	63	73	81	82	75	72	0	0	0	0	0	0	511
LIVERMORE ELEMENTARY SCHOOL	0	14	8	11	6	8	9	9	0	0	0	0	0	0	65
LOPEZ ELEMENTARY SCHOOL	0	63	77	85	71	79	82	70	0	0	0	0	0	0	527
MC GRAW ELEMENTARY SCHOOL	0	79	55	69	68	68	77	74	0	0	0	0	0	0	490
MOORE ELEMENTARY SCHOOL	0	52	65	56	44	55	60	42	0	0	0	0	0	0	374
O'DEA ELEMENTARY SCHOOL	0	45	40	48	41	43	42	54	0	0	0	0	0	0	313
OLANDER ELEMENTARY SCHOOL	0	63	59	51	69	74	67	76	0	0	0	0	0	0	459
PEAK ALTERNATIVE PROGRAM	0	0	0	0	0	0	0	0	1	7	8	3	6	4	29
POUDRE HIGH SCHOOL	0	0	0	0	0	0	0	0	0	0	123	684	573	491	1,871
POUDRE TRANSITION CENTER	0	0	0	0	0	0	0	0	0	0	21	17	6	4	48
PRESTON JUNIOR HIGH SCHOOL	0	0	0	0	0	0	0	0	325	345	293	0	0	0	963
PUTNAM ELEMENTARY SCHOOL	0	68	42	63	63	48	64	69	0	0	0	0	0	0	417
RED FEATHER LAKES ELEMENTARY SCHOOL	0	0	7	11	10	7	10	10	0	0	0	0	0	0	55
RIFFENBURGH ELEMENTARY SCHOOL	0	60	68	64	74	47	58	56	0	0	0	0	0	0	427
ROCKY MOUNTAIN HIGH SCHOOL	0	0	0	0	0	0	0	0	0	0	0	627	638	584	1,849
SHEPARDSON ELEMENTARY SCHOOL	0	65	57	75	74	67	76	69	0	0	0	0	0	0	483
STOVE PRAIRIE ELEMENTARY SCHOOL	0	8	6	6	8	6	3	4	0	0	0	0	0	0	41
TAVELLI ELEMENTARY SCHOOL	0	92	88	82	91	98	89	78	0	0	0	0	0	0	618
TEEN LEARNING CENTER	0	0	0	0	0	0	0	0	6	12	13	0	0	0	31
TIMNATH ELEMENTARY SCHOOL	0	69	48	68	52	60	65	57	0	0	0	0	0	0	419
TRAUT CORE ELEMENTARY SCHOOL	0	75	75	75	75	75	75	75	0	0	0	0	0	0	525
WEBBER JUNIOR HIGH SCHOOL	0	0	0	0	0	0	0	0	312	276	314	0	0	0	902
EYESTONE ELEMENTARY SCHOOL	0	87	81	89	69	95	73	100	0	0	0	0	0	0	594
WELLINGTON JUNIOR HIGH SCHOOL	0	0	0	0	0	0	0	0	89	119	88	0	0	0	296
WERNER ELEMENTARY SCHOOL	0	74	73	75	83	57	68	73	0	0	0	0	0	0	503
POUDRE R-1 Total	610	1,786	1,722	1,801	1,781	1,818	1,843	1,864	2,025	2,064	2,030	2,011	1,898	1,638	24,891
THOMPSON R-2J															
NOT IN A SCHOOL	48	0	0	0	0	0	0	0	0	0	9	1	2	1	61
CONRAD BALL MIDDLE SCHOOL	0	0	0	0	0	0	0	281	256	272	0	0	0	0	809
BERTHOUD ELEMENTARY SCHOOL	0	67	60	59	72	68	80	0	0	0	0	0	0	0	406
BERTHOUD HIGH SCHOOL	0	0	0	0	0	0	0	0	0	0	189	179	175	161	704
B F KITCHEN ELEMENTARY SCHOOL	0	42	30	38	59	46	45	0	0	0	0	0	0	0	260
BIG THOMPSON ELEMENTARY SCHOOL	0	30	30	37	35	41	51	0	0	0	0	0	0	0	224
MARY BLAIR ELEMENTARY SCHOOL	0	72	65	69	74	62	91	0	0	0	0	0	0	0	433
CARRIE MARTIN ELEMENTARY SCHOOL	0	33	48	59	39	53	49	0	0	0	0	0	0	0	281
CENTENNIAL ELEMENTARY SCHOOL	0	56	70	60	62	64	50	0	0	0	0	0	0	0	362
COTTONWOOD PLAINS ELEMENTARY SCHOOL	0	84	74	67	84	84	70	0	0	0	0	0	0	0	463
GARFIELD ELEMENTARY SCHOOL	0	39	40	37	41	39	51	0	0	0	0	0	0	0	247
IVY STOCKWELL ELEMENTARY SCHOOL	0	57	50	74	61	56	67	0	0	0	0	0	0	0	365
LAURENE EDMONDSON ELEMENTARY SCHOOL	0	51	45	63	54	50	52	0	0	0	0	0	0	0	315
LINCOLN ELEMENTARY SCHOOL	0	43	60	44	65	50	44	0	0	0	0	0	0	0	306

COLORADO DEPARTMENT OF EDUCATION

FALL 2003 PUPIL MEMBERSHIP BY COUNTY, DISTRICT, SCHOOL, AND GRADE LEVEL




GRADE LEVEL

COUNTY/DISTRICT/SCHOOL	PK	K	1	2	3	4	5	6	7	8	9	10	11	12	TOTAL
BILL REED MIDDLE SCHOOL	0	0	0	0	0	0	0	223	236	234	0	0	0	0	693
LOVELAND HIGH SCHOOL	0	0	0	0	0	0	0	0	0	0	461	332	392	292	1,477
LUCILE ERWIN MIDDLE SCHOOL	0	0	0	0	0	0	0	281	265	255	0	0	0	0	801
MADISON EARLY CHILDHOOD CENTER	285	0	0	0	0	0	0	0	0	0	0	0	0	0	285
MONROE ELEMENTARY SCHOOL	0	59	56	70	68	85	73	0	0	0	0	0	0	0	411
MOUNTAIN VIEW HIGH SCHOOL	0	0	0	0	0	0	0	0	0	0	305	343	309	264	1,221
NAMAQUA ELEMENTARY SCHOOL	0	94	104	95	107	102	89	0	0	0	0	0	0	0	591
SARAH MILNER ELEMENTARY SCHOOL	0	56	65	67	63	53	77	0	0	0	0	0	0	0	381
STANSBERRY ELEMENTARY SCHOOL	0	40	50	31	42	52	58	0	0	0	0	0	0	0	273
THOMPSON VALLEY HIGH SCHOOL	0	0	0	0	0	0	0	0	0	0	385	358	356	326	1,425
TRUSCOTT ELEMENTARY SCHOOL	0	31	37	39	24	31	47	0	0	0	0	0	0	0	209
TURNER MIDDLE SCHOOL	0	0	0	0	0	0	0	147	173	175	0	0	0	0	495
VAN BUREN ELEMENTARY SCHOOL	0	43	37	47	53	50	56	0	0	0	0	0	0	0	286
WALT CLARK MIDDLE SCHOOL	0	0	0	0	0	0	0	260	256	237	0	0	0	0	753
HAROLD FERGUSON HIGH SCHOOL	0	0	0	0	0	0	0	0	0	0	0	0	35	59	94
WINONA ELEMENTARY SCHOOL	0	57	79	62	69	67	62	0	0	0	0	0	0	0	396
THOMPSON R-2J Total	333	954	1,000	1,018	1,072	1,053	1,112	1,192	1,186	1,173	1,349	1,213	1,269	1,103	15,027
PARK (ESTES PARK) R-3															
ESTES PARK ELEMENTARY SCHOOL	35	68	85	118	0	0	0	0	0	0	0	0	0	0	306
ESTES PARK INTERMEDIATE SCHOOL	0	0	0	0	88	116	110	0	0	0	0	0	0	0	314
ESTES PARK MIDDLE SCHOOL	0	0	0	0	0	0	0	118	117	112	0	0	0	0	347
ESTES PARK HIGH SCHOOL	0	0	0	0	0	0	0	0	0	0	111	100	92	91	394
PARK (ESTES PARK) R-3 Total	35	68	85	118	88	116	110	118	117	112	111	100	92	91	1,361
LARIMER Total	978	2,808	2,807	2,937	2,941	2,987	3,065	3,174	3,328	3,349	3,490	3,324	3,259	2,832	41,279
LAS ANIMAS															
TRINIDAD 1															
TRINIDAD JUNIOR HIGH SCHOOL	0	0	0	0	0	0	0	117	113	114	0	0	0	0	344
ECKHART ELEMENTARY SCHOOL	90	105	98	0	0	0	0	0	0	0	0	0	0	0	293
FISHER'S PEAK ELEMENTARY SCHOOL	0	0	0	113	103	120	85	0	0	0	0	0	0	0	421
TRINIDAD HIGH SCHOOL	0	0	0	0	0	0	0	0	0	0	131	116	120	94	461
TRINIDAD 1 Total	90	105	98	113	103	120	85	117	113	114	131	116	120	94	1,519
PRIMERO REORGANIZED 2															
PRIMERO ELEMENTARY SCHOOL	20	15	16	10	14	11	15	0	0	0	0	0	0	0	101
PRIMERO JUNIOR-SENIOR HIGH SCHOOL	0	0	0	0	0	0	0	17	20	16	20	16	12	13	114
PRIMERO REORGANIZED 2 Total	20	15	16	10	14	11	15	17	20	16	20	16	12	13	215
HOEHNE REORGANIZED 3															
HOEHNE ELEMENTARY SCHOOL	9	18	24	26	28	24	29	27	0	0	0	0	0	0	185
HOEHNE JUNIOR HIGH SCHOOL	0	0	0	0	0	0	0	0	37	41	0	0	0	0	78
HOEHNE HIGH SCHOOL	0	0	0	0	0	0	0	0	0	0	28	20	23	28	99
HOEHNE REORGANIZED 3 Total	9	18	24	26	28	24	29	27	37	41	28	20	23	28	362
AGUILAR REORGANIZED 6															

COLORADO DEPARTMENT OF EDUCATION

FALL 2003 PUPIL MEMBERSHIP BY COUNTY, DISTRICT, SCHOOL, AND GRADE LEVEL




GRADE LEVEL

COUNTY/DISTRICT/SCHOOL	PK	K	1	2	3	4	5	6	7	8	9	10	11	12	TOTAL
AGUILAR ELEMENTARY SCHOOL	19	10	10	10	6	14	17	17	0	0	0	0	0	0	103
AGUILAR JUNIOR-SENIOR HIGH SCHOOL	0	0	0	0	0	0	0	0	14	13	12	13	8	7	67
AGUILAR REORGANIZED 6 Total	19	10	10	10	6	14	17	17	14	13	12	13	8	7	170
BRANSON REORGANIZED 82															
BRANSON ALTERNATIVE SCHOOL	0	28	30	28	26	41	49	61	89	115	147	145	156	76	991
BRANSON ELEMENTARY SCHOOL	0	2	1	3	2	3	6	5	0	0	0	0	0	0	22
BRANSON UNDIVIDED HIGH SCHOOL	0	0	0	0	0	0	0	0	3	4	3	9	6	3	28
BRANSON REORGANIZED 82 Total	0	30	31	31	28	44	55	66	92	119	150	154	162	79	1,041
KIM REORGANIZED 88															
KIM ELEMENTARY SCHOOL	3	4	3	0	5	6	4	8	0	0	0	0	0	0	33
KIM UNDIVIDED HIGH SCHOOL	0	0	0	0	0	0	0	0	4	4	7	2	3	2	22
KIM REORGANIZED 88 Total	3	4	3	0	5	6	4	8	4	4	7	2	3	2	55
LAS ANIMAS Total	141	182	182	190	184	219	205	252	280	307	348	321	328	223	3,362
LINCOLN															
GENOA-HUGO C113															
GENOA-HUGO ELEMENTARY SCHOOL	14	11	10	12	15	17	17	0	0	0	0	0	0	0	96
GENOA-HUGO MIDDLE SCHOOL	0	0	0	0	0	0	0	12	17	16	0	0	0	0	45
GENOA-HUGO SENIOR HIGH SCHOOL	0	0	0	0	0	0	0	0	0	0	16	9	22	11	58
GENOA-HUGO C113 Total	14	11	10	12	15	17	17	12	17	16	16	9	22	11	199
LIMON RE-4J															
LIMON ELEMENTARY SCHOOL	35	43	48	46	42	50	36	0	0	0	0	0	0	0	300
LIMON JUNIOR-SENIOR HIGH SCHOOL	0	0	0	0	0	0	0	43	43	47	49	47	56	41	326
LIMON RE-4J Total	35	43	48	46	42	50	36	43	43	47	49	47	56	41	626
KARVAL RE-23															
KARVAL ELEMENTARY SCHOOL	8	8	1	5	5	6	3	8	0	0	0	0	0	0	44
KARVAL ONLINE EDUCATION	0	1	0	0	1	3	1	4	5	3	7	9	10	2	46
KARVAL JUNIOR-SENIOR HIGH SCHOOL	0	0	0	0	0	0	0	0	4	2	7	8	7	10	38
KARVAL RE-23 Total	8	9	1	5	6	9	4	12	9	5	14	17	17	12	128
LINCOLN Total	57	63	59	63	63	76	57	67	69	68	79	73	95	64	953
LOGAN															
VALLEY RE-1															
NOT IN A SCHOOL	0	0	0	0	0	0	0	0	0	0	0	0	0	1	1
SMITH HIGH SCHOOL	0	0	0	0	0	0	0	0	0	0	10	3	4	3	20
AYRES ELEMENTARY SCHOOL	30	47	52	45	50	51	75	0	0	0	0	0	0	0	350
CALICHE ELEMENTARY SCHOOL	17	22	20	27	18	13	22	20	0	0	0	0	0	0	159
CALICHE JUNIOR-SENIOR HIGH SCHOOL	0	0	0	0	0	0	0	0	26	23	21	23	32	15	140
CAMPBELL ELEMENTARY SCHOOL	30	35	45	36	46	36	32	0	0	0	0	0	0	0	260
HAGEN ELEMENTARY SCHOOL	0	41	49	41	45	46	46	0	0	0	0	0	0	0	268
STEVENS ELEMENTARY SCHOOL	30	43	43	44	43	47	52	0	0	0	0	0	0	0	302

COLORADO DEPARTMENT OF EDUCATION

FALL 2003 PUPIL MEMBERSHIP BY COUNTY, DISTRICT, SCHOOL, AND GRADE LEVEL




GRADE LEVEL

COUNTY/DISTRICT/SCHOOL	PK	K	1	2	3	4	5	6	7	8	9	10	11	12	TOTAL
STERLING MIDDLE SCHOOL	0	0	0	0	0	0	0	185	176	191	0	0	0	0	552
STERLING HIGH SCHOOL	0	0	0	0	0	0	0	0	0	0	175	195	165	165	700
VALLEY RE-1 Total	107	188	209	193	202	193	227	205	202	214	206	221	201	184	2,752
FRENCHMAN RE-3															
FLEMING ELEMENTARY SCHOOL	26	15	19	10	13	11	12	12	0	0	0	0	0	0	118
FLEMING HIGH SCHOOL	0	0	0	0	0	0	0	0	23	15	23	13	13	14	101
FRENCHMAN RE-3 Total	26	15	19	10	13	11	12	12	23	15	23	13	13	14	219
BUFFALO RE-4															
MERINO ELEMENTARY SCHOOL	0	25	22	18	25	24	20	32	0	0	0	0	0	0	166
MERINO JUNIOR SENIOR HIGH SCHOOL	0	0	0	0	0	0	0	0	27	21	22	25	24	24	143
BUFFALO RE-4 Total	0	25	22	18	25	24	20	32	27	21	22	25	24	24	309
PLATEAU RE-5															
PEETZ ELEMENTARY SCHOOL	3	8	8	9	7	12	4	8	0	0	0	0	0	0	59
PEETZ JUNIOR-SENIOR HIGH SCHOOL	0	0	0	0	0	0	0	0	13	14	18	13	19	17	94
PLATEAU RE-5 Total	3	8	8	9	7	12	4	8	13	14	18	13	19	17	153
LOGAN Total	136	236	258	230	247	240	263	257	265	264	269	272	257	239	3,433
MESA															
DE BEQUE 49JT															
DE BEQUE ELEMENTARY SCHOOL	14	17	11	10	11	19	15	14	0	0	0	0	0	0	111
DE BEQUE UNDIVIDED HIGH SCHOOL	0	0	0	0	0	0	0	0	11	11	11	18	19	21	91
DE BEQUE 49JT Total	14	17	11	10	11	19	15	14	11	11	11	18	19	21	202
PLATEAU VALLEY 50															
GRAND MESA HIGH SCHOOL	0	0	0	0	0	0	0	0	0	0	62	47	34	13	156
PLATEAU VALLEY ELEMENTARY SCHOOL	11	18	19	29	24	29	31	0	0	0	0	0	0	0	161
PLATEAU VALLEY MIDDLE SCHOOL	0	0	0	0	0	0	0	15	28	28	0	0	0	0	71
PLATEAU VALLEY HIGH SCHOOL	0	0	0	0	0	0	0	0	0	0	38	29	21	21	109
PLATEAU VALLEY 50 Total	11	18	19	29	24	29	31	15	28	28	100	76	55	34	497
MESA COUNTY VALLEY 51															
NOT IN A SCHOOL	0	0	0	0	0	0	0	2	6	3	6	2	1	0	20 *
APPLETON ELEMENTARY SCHOOL	30	48	71	57	66	58	64	0	0	0	0	0	0	0	394
BOOKCLIFF MIDDLE SCHOOL	0	0	0	0	0	0	0	145	177	184	0	0	0	0	506
BROADWAY ELEMENTARY SCHOOL	0	41	41	51	44	45	57	0	0	0	0	0	0	0	279
CENTRAL HIGH SCHOOL	0	0	0	0	0	0	0	0	0	0	500	428	381	332	1,641
CHATFIELD ELEMENTARY SCHOOL	0	90	116	102	90	100	94	0	0	0	0	0	0	0	592
CLIFTON ELEMENTARY SCHOOL	62	75	71	67	72	59	59	0	0	0	0	0	0	0	465
COLUMBINE ELEMENTARY SCHOOL	29	35	37	34	40	37	42	0	0	0	0	0	0	0	254
DEEP RIVER SCHOOL	0	0	0	0	5	6	11	8	14	6	10	20	9	4	93
DOS RIOS ELEMENTARY SCHOOL	28	56	64	60	59	49	64	0	0	0	0	0	0	0	380
EAST MIDDLE SCHOOL	0	0	0	0	0	0	0	161	128	158	0	0	0	0	447
NEW EMERSON SCHOOL AT COLUMBUS	0	49	49	25	21	23	20	0	0	0	0	0	0	0	187

COLORADO DEPARTMENT OF EDUCATION

FALL 2003 PUPIL MEMBERSHIP BY COUNTY, DISTRICT, SCHOOL, AND GRADE LEVEL




GRADE LEVEL

<u>COUNTY/DISTRICT/SCHOOL</u>	PK	K	1	2	3	4	5	6	7	8	9	10	11	12	TOTAL
FRUITA MIDDLE SCHOOL	0	0	0	0	0	0	0	219	243	253	0	0	0	0	715
FRUITVALE ELEMENTARY SCHOOL	30	69	86	79	85	77	85	0	0	0	0	0	0	0	511
GATEWAY SCHOOL	0	3	2	3	1	2	7	0	2	5	5	2	0	1	33
GRAND JUNCTION HIGH SCHOOL	0	0	0	0	0	0	0	0	0	0	483	400	386	355	1,624
GRAND MESA MIDDLE SCHOOL	0	0	0	0	0	0	0	261	229	240	0	0	0	0	730
HAWTHORNE BUILDING	67	0	0	0	0	0	0	0	0	0	0	0	0	0	67
LINCOLN ORCHARD MESA ELEMENTARY SCHOOL	31	67	47	53	71	60	65	0	0	0	0	0	0	0	394
LINCOLN PARK ELEMENTARY SCHOOL	0	40	48	47	41	34	41	0	0	0	0	0	0	0	251
LOMA ELEMENTARY SCHOOL	0	49	65	56	65	47	68	0	0	0	0	0	0	0	350
MESA VIEW ELEMENTARY SCHOOL	56	61	58	63	53	73	72	0	0	0	0	0	0	0	436
FRUITA MONUMENT HIGH SCHOOL	0	0	0	0	0	0	0	0	0	0	448	456	404	378	1,686
MOUNT GARFIELD MIDDLE SCHOOL	0	0	0	0	0	0	0	228	216	194	0	0	0	0	638
NISLEY ELEMENTARY SCHOOL	0	75	72	67	65	79	63	0	0	0	0	0	0	0	421
ORCHARD AVENUE ELEMENTARY SCHOOL	32	49	66	64	83	79	64	0	0	0	0	0	0	0	437
ORCHARD MESA MIDDLE SCHOOL	0	0	0	0	0	0	0	188	186	200	0	0	0	0	574
PALISADE HIGH SCHOOL	0	0	0	0	0	0	0	0	0	0	244	222	214	195	875
POMONA ELEMENTARY SCHOOL	0	70	81	65	60	67	74	0	0	0	0	0	0	0	417
R-5 HIGH SCHOOL	0	0	0	0	0	0	0	0	0	0	36	77	95	95	303
REDLANDS MIDDLE SCHOOL	0	0	0	0	0	0	0	216	204	219	0	0	0	0	639
ROCKY MOUNTAIN ELEMENTARY SCHOOL	0	75	75	63	77	73	97	0	0	0	0	0	0	0	460
SHELLEDY ELEMENTARY SCHOOL	30	106	117	114	104	121	116	0	0	0	0	0	0	0	708
TAYLOR ELEMENTARY SCHOOL	0	64	76	70	65	76	68	0	0	0	0	0	0	0	419
THUNDER MOUNTAIN ELEMENTARY SCHOOL	30	92	96	95	101	86	125	0	0	0	0	0	0	0	625
TOPE ELEMENTARY SCHOOL	86	57	72	65	58	72	64	0	0	0	0	0	0	0	474
WEST MIDDLE SCHOOL	0	0	0	0	0	0	0	132	154	135	0	0	0	0	421
SCENIC ELEMENTARY SCHOOL	0	43	48	46	36	51	43	0	0	0	0	0	0	0	267
WINGATE ELEMENTARY SCHOOL	0	74	67	68	70	78	97	0	0	0	0	0	0	0	454
MESA COUNTY VALLEY 51 Total	511	1,388	1,525	1,414	1,432	1,452	1,560	1,560	1,559	1,597	1,732	1,607	1,490	1,360	20,187 *
MESA Total	536	1,423	1,555	1,453	1,467	1,500	1,606	1,589	1,598	1,636	1,843	1,701	1,564	1,415	20,886 *
MINERAL															
CREEDE CONSOLIDATED 1															
LAMB ELEMENTARY SCHOOL	5	7	11	10	9	16	7	16	0	0	0	0	0	0	81
CREEDE JUNIOR-SENIOR HIGH SCHOOL	0	0	0	0	0	0	0	0	12	18	18	18	18	12	96
CREEDE CONSOLIDATED 1 Total	5	7	11	10	9	16	7	16	12	18	18	18	18	12	177
MINERAL Total	5	7	11	10	9	16	7	16	12	18	18	18	18	12	177
MOFFAT															
MOFFAT COUNTY RE:NO 1															
NOT IN A SCHOOL	0	0	0	0	0	0	0	1	0	1	2	0	1	0	5
CRAIG MIDDLE SCHOOL	0	0	0	0	0	0	163	183	0	0	0	0	0	0	346
CRAIG JUNIOR HIGH SCHOOL	0	0	0	0	0	0	0	0	197	219	0	0	0	0	416
EARLY CHILDHOOD CENTER	140	0	0	0	0	0	0	0	0	0	0	0	0	0	140
EAST ELEMENTARY SCHOOL	0	61	49	62	53	55	0	0	0	0	0	0	0	0	280
MAYBELL ELEMENTARY SCHOOL	0	0	2	2	3	3	0	0	0	0	0	0	0	0	10

COLORADO DEPARTMENT OF EDUCATION

FALL 2003 PUPIL MEMBERSHIP BY COUNTY, DISTRICT, SCHOOL, AND GRADE LEVEL




GRADE LEVEL

<u>COUNTY/DISTRICT/SCHOOL</u>	PK	K	1	2	3	4	5	6	7	8	9	10	11	12	TOTAL
MOFFAT COUNTY RE:NO 1															
MOFFAT COUNTY HIGH SCHOOL	0	0	0	0	0	0	0	0	0	0	195	182	190	179	746
RIDGEVIEW ELEMENTARY SCHOOL	0	52	55	41	55	56	0	0	0	0	0	0	0	0	259
SUNSET ELEMENTARY SCHOOL	0	63	70	53	60	64	0	0	0	0	0	0	0	0	310
MOFFAT COUNTY RE:NO 1 Total	140	176	176	158	171	178	163	184	197	220	197	182	191	179	2,512
MOFFAT Total	140	176	176	158	171	178	163	184	197	220	197	182	191	179	2,512
MONTEZUMA															
MONTEZUMA-CORTEZ RE-1															
NOT IN A SCHOOL	0	0	0	0	0	0	0	0	0	0	0	0	0	48	48
BATTLE ROCK CHARTER SCHOOL	0	1	2	1	5	2	7	2	0	0	0	0	0	0	20
BEECH STREET KINDERGARTEN	0	205	0	0	0	0	0	0	0	0	0	0	0	0	205
CORTEZ MIDDLE SCHOOL	0	0	0	0	0	0	0	233	240	224	0	0	0	0	697
DOWNNEY ELEMENTARY SCHOOL	0	0	12	19	18	20	25	0	0	0	0	0	0	0	94
KEMPER ELEMENTARY SCHOOL	0	0	70	64	56	52	73	0	0	0	0	0	0	0	315
LAKEVIEW ELEMENTARY SCHOOL	0	0	7	6	8	0	0	0	0	0	0	0	0	0	21
LEWIS-ARRIOLA ELEMENTARY SCHOOL	0	19	21	16	19	24	23	0	0	0	0	0	0	0	122
MANAUGH ELEMENTARY SCHOOL	0	0	74	73	64	56	91	2	0	0	0	0	0	0	360
MESA ELEMENTARY SCHOOL	0	0	72	59	71	60	93	0	0	0	0	0	0	0	355
MONTEZUMA-CORTEZ HIGH SCHOOL	0	0	0	0	0	0	0	0	0	0	271	229	208	181	889
PLEASANT VIEW ELEMENTARY SCHOOL	0	5	7	5	6	3	5	0	0	0	0	0	0	0	31
PRESCHOOL/JUMPSTART	79	0	0	0	0	0	0	0	0	0	0	0	0	0	79
SOUTHWEST OPEN CHARTER SCHOOL	0	0	0	0	0	0	0	0	0	0	16	32	34	76	158
MONTEZUMA-CORTEZ RE-1 Total	79	230	265	243	247	217	317	237	240	224	287	261	242	305	3,394
DOLORES RE-4A															
DOLORES ELEMENTARY SCHOOL	0	49	48	55	59	44	58	0	0	0	0	0	0	0	313
DOLORES MIDDLE SCHOOL	0	0	0	0	0	0	0	74	65	67	0	0	0	0	206
DOLORES HIGH SCHOOL	0	0	0	0	0	0	0	0	0	0	64	49	50	49	212
TEDDY BEAR PRESCHOOL	50	0	0	0	0	0	0	0	0	0	0	0	0	0	50
DOLORES RE-4A Total	50	49	48	55	59	44	58	74	65	67	64	49	50	49	781
MANCOS RE-6															
MANCOS ELEMENTARY SCHOOL	11	26	31	25	33	27	40	0	0	0	0	0	0	0	193
MANCOS MIDDLE SCHOOL	0	0	0	0	0	0	0	32	27	31	0	0	0	0	90
MANCOS HIGH SCHOOL	0	0	0	0	0	0	0	0	0	0	36	31	36	31	134
MANCOS RE-6 Total	11	26	31	25	33	27	40	32	27	31	36	31	36	31	417
MONTEZUMA Total	140	305	344	323	339	288	415	343	332	322	387	341	328	385	4,592
MONTROSE															
MONTROSE COUNTY RE-1J															
NOT IN A SCHOOL	0	1	0	0	0	0	0	0	0	1	0	3	0	0	5
CENTENNIAL MIDDLE SCHOOL	0	0	0	0	0	0	0	155	152	163	0	0	0	0	470
COTTONWOOD ELEMENTARY SCHOOL	0	66	53	75	52	46	47	0	0	0	0	0	0	0	339
EARLY CHILDHOOD CENTER	184	0	0	0	0	0	0	0	0	0	0	0	0	0	184
JOHNSON ELEMENTARY SCHOOL	0	68	71	65	60	52	66	0	0	0	0	0	0	0	382

COLORADO DEPARTMENT OF EDUCATION

FALL 2003 PUPIL MEMBERSHIP BY COUNTY, DISTRICT, SCHOOL, AND GRADE LEVEL




GRADE LEVEL

COUNTY/DISTRICT/SCHOOL	PK	K	1	2	3	4	5	6	7	8	9	10	11	12	TOTAL
COLUMBINE MIDDLE SCHOOL	0	0	0	0	0	0	0	177	193	189	0	0	0	0	559
MONTROSE HIGH SCHOOL	0	0	0	0	0	0	0	0	0	0	312	329	314	252	1,207
VISTA ADULT HIGH SCHOOL	0	0	0	0	0	0	0	0	0	0	3	11	26	62	102
NORTHSIDE ELEMENTARY SCHOOL	0	47	73	72	67	64	67	0	0	0	0	0	0	0	390
OAK GROVE ELEMENTARY SCHOOL	0	43	44	46	44	46	51	0	0	0	0	0	0	0	274
OLATHE ELEMENTARY SCHOOL	0	92	93	90	81	90	80	0	0	0	0	0	0	0	526
OLATHE MIDDLE SCHOOL	0	0	0	0	0	0	0	87	82	87	0	0	0	0	256
OLATHE HIGH SCHOOL	0	0	0	0	0	0	0	0	0	0	81	84	68	68	301
PASSAGE CHARTER SCHOOL	0	0	0	0	0	0	0	0	0	0	3	6	5	10	24
POMONA ELEMENTARY SCHOOL	0	107	103	88	100	96	102	0	0	0	0	0	0	0	596
MONTROSE COUNTY RE-1J Total	184	424	437	436	404	394	413	419	427	440	399	433	413	392	5,615
WEST END RE-2															
NUCLA ELEMENTARY SCHOOL	36	14	22	24	33	19	28	0	0	0	0	0	0	0	176
NATURITA MIDDLE SCHOOL	0	0	0	0	0	0	0	22	23	20	0	0	0	0	65
NUCLA HIGH SCHOOL	0	0	0	0	0	0	0	0	0	0	38	28	27	27	120
PARADOX VALLEY CHARTER SCHOOL	5	3	5	3	5	3	6	4	4	4	0	0	0	0	42
WEST END CHARTER LEARNING CENTER	0	0	0	0	0	0	0	0	0	0	1	0	2	1	4
WEST END RE-2 Total	41	17	27	27	38	22	34	26	27	24	39	28	29	28	407
MONTROSE Total	225	441	464	463	442	416	447	445	454	464	438	461	442	420	6,022
MORGAN															
BRUSH RE-2(J)															
BRUSH MIDDLE SCHOOL	0	0	0	0	0	0	0	117	133	127	0	0	0	0	377
BRUSH HIGH SCHOOL	0	0	0	0	0	0	0	0	0	0	128	120	113	93	454
BEAVER VALLEY ELEMENTARY SCHOOL	0	0	0	124	107	115	130	0	0	0	0	0	0	0	476
THOMSON ELEMENTARY SCHOOL	42	113	126	0	0	0	0	0	0	0	0	0	0	0	281
BRUSH RE-2(J) Total	42	113	126	124	107	115	130	117	133	127	128	120	113	93	1,588
FORT MORGAN RE-3															
BAKER CENTRAL SCHOOL	0	0	0	0	0	0	223	227	0	0	0	0	0	0	450
COLUMBINE ELEMENTARY SCHOOL	0	0	94	77	79	107	0	0	0	0	0	0	0	0	357
FORT MORGAN MIDDLE SCHOOL	0	0	0	0	0	0	0	0	239	256	0	0	0	0	495
FORT MORGAN HIGH SCHOOL	0	0	0	0	0	0	0	0	0	0	223	207	187	171	788
GREEN ACRES ELEMENTARY SCHOOL	0	0	105	84	82	87	0	0	0	0	0	0	0	0	358
LINCOLN HIGH SCHOOL	0	0	0	0	0	0	0	0	0	0	1	5	12	23	41
PIONEER ELEMENTARY SCHOOL	0	0	116	68	83	82	0	0	0	0	0	0	0	0	349
SHERMAN EARLY CHILDHOOD CENTER	219	237	0	0	0	0	0	0	0	0	0	0	0	0	456
FORT MORGAN RE-3 Total	219	237	315	229	244	276	223	227	239	256	224	212	199	194	3,294
WELDON VALLEY RE-20(J)															
WELDON VALLEY ELEMENTARY SCHOOL	18	16	18	14	9	11	14	15	1	0	0	0	0	0	116
WELDON VALLEY JUNIOR HIGH SCHOOL	0	0	0	0	0	0	0	0	13	20	1	0	0	0	34
WELDON VALLEY HIGH SCHOOL	0	0	0	0	0	0	0	0	0	0	17	16	11	16	60
WELDON VALLEY RE-20(J) Total	18	16	18	14	9	11	14	15	14	20	18	16	11	16	210

COLORADO DEPARTMENT OF EDUCATION

FALL 2003 PUPIL MEMBERSHIP BY COUNTY, DISTRICT, SCHOOL, AND GRADE LEVEL




GRADE LEVEL

COUNTY/DISTRICT/SCHOOL	PK	K	1	2	3	4	5	6	7	8	9	10	11	12	TOTAL
WIGGINS RE-50(J)															
WIGGINS ELEMENTARY SCHOOL	57	49	31	41	27	49	34	54	0	0	0	0	0	0	342
WIGGINS JUNIOR-SENIOR HIGH SCHOOL	0	0	0	0	0	0	0	0	46	41	64	41	41	38	271
WIGGINS RE-50(J) Total	57	49	31	41	27	49	34	54	46	41	64	41	41	38	613
MORGAN Total	336	415	490	408	387	451	401	413	432	444	434	389	364	341	5,705
OTERO															
EAST OTERO R-1															
NOT IN A SCHOOL	14	1	1	1	1	2	0	0	0	3	3	1	2	0	29
LA JUNTA INTERMEDIATE SCHOOL	0	0	0	0	110	125	126	0	0	0	0	0	0	0	361
LA JUNTA MIDDLE SCHOOL	0	0	0	0	0	0	0	113	144	144	0	0	0	0	401
LA JUNTA PRIMARY SCHOOL	0	113	116	98	0	0	0	0	0	0	0	0	0	0	327
LA JUNTA HIGH SCHOOL	0	0	0	0	0	0	0	0	0	0	120	129	120	105	474
TIGER LEARNING CENTER	0	0	0	0	0	0	0	0	0	0	2	12	5	22	41
EAST OTERO R-1 Total	14	114	117	99	111	127	126	113	144	147	125	142	127	127	1,633
ROCKY FORD R-2															
JEFFERSON MIDDLE SCHOOL	0	0	0	0	0	0	0	79	59	68	0	0	0	0	206
LIBERTY ELEMENTARY SCHOOL	0	0	0	0	62	63	64	0	0	0	0	0	0	0	189
ROCKY FORD HIGH SCHOOL	0	0	0	0	0	0	0	0	0	0	60	68	50	45	223
WASHINGTON PRIMARY SCHOOL	32	60	70	57	0	0	0	0	0	0	0	0	0	0	219
ROCKY FORD R-2 Total	32	60	70	57	62	63	64	79	59	68	60	68	50	45	837
MANZANOLA 3J															
MANZANOLA ELEMENTARY SCHOOL	0	13	13	14	14	19	15	14	0	0	0	0	0	0	102
MANZANOLA JUNIOR-SENIOR HIGH SCHOOL	0	0	0	0	0	0	0	0	13	15	16	11	14	22	91
MANZANOLA 3J Total	0	13	13	14	14	19	15	14	13	15	16	11	14	22	193
FOWLER R-4J															
FOWLER ELEMENTARY SCHOOL	0	24	27	32	15	33	34	30	0	0	0	0	0	0	195
FOWLER JUNIOR HIGH SCHOOL	0	0	0	0	0	0	0	0	23	25	0	0	0	0	48
FOWLER HIGH SCHOOL	0	0	0	0	0	0	0	0	0	0	25	30	31	27	113
FOWLER R-4J Total	0	24	27	32	15	33	34	30	23	25	25	30	31	27	356
CHERAW 31															
CHERAW ELEMENTARY SCHOOL	10	21	20	9	15	20	15	0	0	0	0	0	0	0	110
CHERAW HIGH SCHOOL	0	0	0	0	0	0	0	0	0	0	22	12	13	17	64
CHERAW MIDDLE SCHOOL	0	0	0	0	0	0	0	20	16	17	0	0	0	0	53
CHERAW 31 Total	10	21	20	9	15	20	15	20	16	17	22	12	13	17	227
SWINK 33															
SWINK ELEMENTARY SCHOOL	0	31	34	29	28	32	31	31	0	0	0	0	0	0	216
SWINK JUNIOR-SENIOR HIGH SCHOOL	0	0	0	0	0	0	0	0	30	28	31	36	28	27	180
SWINK 33 Total	0	31	34	29	28	32	31	31	30	28	31	36	28	27	396
OTERO Total	56	263	281	240	245	294	285	287	285	300	279	299	263	265	3,642

COLORADO DEPARTMENT OF EDUCATION

FALL 2003 PUPIL MEMBERSHIP BY COUNTY, DISTRICT, SCHOOL, AND GRADE LEVEL




GRADE LEVEL

<u>COUNTY/DISTRICT/SCHOOL</u>	PK	K	1	2	3	4	5	6	7	8	9	10	11	12	TOTAL
OURAY															
OURAY R-1															
OURAY ELEMENTARY SCHOOL	27	16	12	18	13	21	22	25	0	0	0	0	0	0	154
OURAY MIDDLE SCHOOL	0	0	0	0	0	0	0	0	20	24	0	0	0	0	44
OURAY SENIOR HIGH SCHOOL	0	0	0	0	0	0	0	0	0	0	21	20	15	10	66
OURAY R-1 Total	27	16	12	18	13	21	22	25	20	24	21	20	15	10	264
RIDGWAY R-2															
RIDGWAY ELEMENTARY SCHOOL	12	28	18	23	24	17	30	0	0	0	0	0	0	0	152
RIDGWAY MIDDLE SCHOOL	0	0	0	0	0	0	0	25	19	23	0	0	0	0	67
RIDGWAY HIGH SCHOOL	0	0	0	0	0	0	0	0	0	0	22	28	25	14	89
RIDGWAY R-2 Total	12	28	18	23	24	17	30	25	19	23	22	28	25	14	308
OURAY Total	39	44	30	41	37	38	52	50	39	47	43	48	40	24	572
PARK															
PLATTE CANYON 1															
DEER CREEK ELEMENTARY SCHOOL	83	75	78	80	89	96	122	0	0	0	0	0	0	0	623
PLATTE CANYON HIGH SCHOOL	0	0	0	0	0	0	0	0	0	0	119	113	107	120	459
FITZSIMMONS MIDDLE SCHOOL	0	0	0	0	0	0	0	96	125	118	0	0	0	0	339
PLATTE CANYON 1 Total	83	75	78	80	89	96	122	96	125	118	119	113	107	120	1,421
PARK COUNTY RE-2															
GUFFEY CHARTER SCHOOL	6	6	4	5	4	4	4	3	6	5	0	0	0	0	47
LAKE GEORGE CHARTER SCHOOL	22	21	21	13	12	9	12	14	0	0	0	0	0	0	124
SILVERHEELS MIDDLE SCHOOL	0	0	0	0	0	0	0	32	38	31	0	0	0	0	101
EDITH TETER ELEMENTARY SCHOOL	55	24	39	22	38	27	32	0	0	0	0	0	0	0	237
SOUTH PARK HIGH SCHOOL	0	0	0	0	0	0	0	0	0	0	33	36	18	30	117
PARK COUNTY RE-2 Total	83	51	64	40	54	40	48	49	44	36	33	36	18	30	626
PARK Total	166	126	142	120	143	136	170	145	169	154	152	149	125	150	2,047
PHILLIPS															
HOLYOKE RE-1J															
HOLYOKE ELEMENTARY SCHOOL	0	47	53	52	51	60	50	56	0	0	0	0	0	0	369
HOLYOKE JUNIOR-SENIOR HIGH SCHOOL	0	0	0	0	0	0	0	0	50	47	49	56	39	54	295
HOLYOKE RE-1J Total	0	47	53	52	51	60	50	56	50	47	49	56	39	54	664
HAXTUN RE-2J															
HAXTUN ELEMENTARY SCHOOL	19	19	21	21	17	18	18	22	19	22	0	0	0	0	196
HAXTUN HIGH SCHOOL	0	0	0	0	0	0	0	0	0	0	18	24	22	20	84
HAXTUN RE-2J Total	19	19	21	21	17	18	18	22	19	22	18	24	22	20	280
PHILLIPS Total	19	66	74	73	68	78	68	78	69	69	67	80	61	74	944
PITKIN															

COLORADO DEPARTMENT OF EDUCATION

FALL 2003 PUPIL MEMBERSHIP BY COUNTY, DISTRICT, SCHOOL, AND GRADE LEVEL




GRADE LEVEL

<u>COUNTY/DISTRICT/SCHOOL</u>	PK	K	1	2	3	4	5	6	7	8	9	10	11	12	TOTAL
ASPEN 1															
ASPEN COMMUNITY CHARTER SCHOOL	0	14	11	15	15	5	10	13	12	14	0	0	0	0	109
ASPEN ELEMENTARY SCHOOL	0	101	108	106	73	125	0	0	0	0	0	0	0	0	513
ASPEN MIDDLE SCHOOL	0	0	0	0	0	0	86	133	105	95	0	0	0	0	419
ASPEN HIGH SCHOOL	0	0	0	0	0	0	0	0	0	0	135	138	108	93	474
ASPEN PRE-SCHOOL	39	0	0	0	0	0	0	0	0	0	0	0	0	0	39
ASPEN 1 Total	39	115	119	121	88	130	96	146	117	109	135	138	108	93	1,554
PITKIN Total	39	115	119	121	88	130	96	146	117	109	135	138	108	93	1,554
PROWERS															
GRANADA RE-1															
GRANADA ELEMENTARY SCHOOL	25	9	25	17	31	21	24	18	0	0	0	0	0	0	170
GRANADA UNDIVIDED HIGH SCHOOL	0	0	0	0	0	0	0	0	29	24	27	26	9	19	134
GRANADA RE-1 Total	25	9	25	17	31	21	24	18	29	24	27	26	9	19	304
LAMAR RE-2															
ALTA VISTA CHARTER SCHOOL	0	17	18	14	15	14	10	4	0	0	0	0	0	0	92
LAMAR MIDDLE SCHOOL	0	0	0	0	0	0	0	118	128	117	0	0	0	0	363
LAMAR HIGH SCHOOL	0	0	0	0	0	0	0	0	0	0	115	127	113	104	459
LINCOLN ELEMENTARY SCHOOL	0	32	35	27	31	31	40	0	0	0	0	0	0	0	196
MELVIN HENDRICKSON DEVELOPMENT CENTER	124	0	0	0	0	0	0	0	0	0	0	0	0	0	124
PARKVIEW ELEMENTARY SCHOOL	0	49	40	42	52	51	50	0	0	0	0	0	0	0	284
PROJECT ACQUIRE	0	0	0	0	0	0	0	0	0	0	12	9	12	10	43
WASHINGTON ELEMENTARY SCHOOL	0	44	58	45	47	48	43	0	0	0	0	0	0	0	285
LAMAR RE-2 Total	124	142	151	128	145	144	143	122	128	117	127	136	125	114	1,846
HOLLY RE-3															
HOLLY JUNIOR-SENIOR HIGH SCHOOL	0	0	0	0	0	0	0	0	21	20	33	32	31	31	168
SHANNER ELEMENTARY SCHOOL	36	14	21	26	23	25	27	22	0	0	0	0	0	0	194
HOLLY RE-3 Total	36	14	21	26	23	25	27	22	21	20	33	32	31	31	362
WILEY RE-13 JT															
WILEY ELEMENTARY SCHOOL	21	22	17	17	27	22	16	16	0	0	0	0	0	0	158
WILEY JUNIOR-SENIOR HIGH SCHOOL	0	0	0	0	0	0	0	0	34	20	21	26	31	23	155
WILEY RE-13 JT Total	21	22	17	17	27	22	16	16	34	20	21	26	31	23	313
PROWERS Total	206	187	214	188	226	212	210	178	212	181	208	220	196	187	2,825
PUEBLO															
PUEBLO CITY 60															
BELMONT ELEMENTARY SCHOOL	28	77	67	84	72	80	77	0	0	0	0	0	0	0	485
BENJAMIN FRANKLIN ELEMENTARY SCHOOL	21	84	80	69	70	68	88	0	0	0	0	0	0	0	480
BESSEMER ELEMENTARY SCHOOL	21	53	62	52	70	62	68	46	26	21	0	0	0	0	481
BEULAH HEIGHTS ELEMENTARY SCHOOL	37	60	48	49	45	32	42	0	0	0	0	0	0	0	313
BRADFORD ELEMENTARY SCHOOL	34	49	63	39	35	42	52	0	0	0	0	0	0	0	314
CARLILE ELEMENTARY SCHOOL	19	62	52	55	50	47	43	0	0	0	0	0	0	0	328

COLORADO DEPARTMENT OF EDUCATION

FALL 2003 PUPIL MEMBERSHIP BY COUNTY, DISTRICT, SCHOOL, AND GRADE LEVEL




GRADE LEVEL

COUNTY/DISTRICT/SCHOOL	PK	K	1	2	3	4	5	6	7	8	9	10	11	12	TOTAL
CENTENNIAL HIGH SCHOOL	0	0	0	0	0	0	0	0	0	0	352	333	268	263	1,216
CENTRAL HIGH SCHOOL	0	0	0	0	0	0	0	0	0	0	313	281	255	211	1,060
CESAR CHAVEZ ACADEMY	0	54	47	70	52	46	53	49	36	48	0	0	0	0	455
GOODNIGHT ELEMENTARY SCHOOL	22	72	74	80	73	69	83	29	19	15	0	0	0	0	536
COLUMBIAN ELEMENTARY SCHOOL	47	50	57	32	52	42	48	0	0	0	0	0	0	0	328
COMMUNITY TRANSITION HOUSE	0	0	0	0	0	0	0	0	0	0	0	0	6	77	83
CONNECTIONS ACADEMY	0	0	3	2	4	2	3	8	4	6	0	0	0	0	32
CORWIN MIDDLE SCHOOL	0	0	0	0	0	0	0	89	133	112	0	0	0	0	334
EAST HIGH SCHOOL	0	0	0	0	0	0	0	0	0	0	337	264	226	148	975
EVA R BACA ELEMENTARY SCHOOL	24	44	54	36	38	38	48	0	0	0	0	0	0	0	282
FOUNTAIN ELEMENTARY SCHOOL	15	51	60	55	42	48	53	0	0	0	0	0	0	0	324
FREED MIDDLE SCHOOL	0	0	0	0	0	0	0	202	164	162	0	0	0	0	528
HAAFF ELEMENTARY SCHOOL	22	53	67	44	64	46	56	0	0	0	0	0	0	0	352
HERITAGE ELEMENTARY SCHOOL	26	54	71	65	67	66	83	0	0	0	0	0	0	0	432
HIGHLAND PARK ELEMENTARY SCHOOL	22	65	90	84	90	99	105	0	0	0	0	0	0	0	555
IRVING ELEMENTARY SCHOOL	33	62	48	50	59	41	70	0	0	0	0	0	0	0	363
JAMES H RISLEY MIDDLE SCHOOL	0	0	0	0	0	0	0	146	144	134	0	0	0	0	424
LEMUEL PITTS MIDDLE SCHOOL	0	0	0	0	0	0	0	214	207	245	0	0	0	0	666
MINNEQUA ELEMENTARY SCHOOL	15	53	44	69	61	58	46	19	0	0	0	0	0	0	365
MORTON ELEMENTARY SCHOOL	22	61	72	72	60	74	65	0	0	0	0	0	0	0	426
OLGA A HELLBECK ELEMENTARY SCHOOL	21	44	43	43	45	42	69	0	0	0	0	0	0	0	307
PARK VIEW ELEMENTARY SCHOOL	22	57	55	52	45	55	71	0	0	0	0	0	0	0	357
PUEBLO CHARTER SCHOOL FOR THE ARTS & SCIENCES	0	37	39	33	44	36	38	45	31	26	0	0	0	0	329
RONCALLI MIDDLE SCHOOL	0	0	0	0	0	0	0	252	246	221	0	0	0	0	719
KEATING CONTINUING EDUCATION	0	0	0	0	0	0	0	1	1	31	90	49	27	35	234
SOMERLID ELEMENTARY SCHOOL	27	41	37	39	37	46	47	0	0	0	0	0	0	0	274
SOUTH HIGH SCHOOL	0	0	0	0	0	0	0	0	0	0	427	339	356	263	1,385
SOUTH PARK ELEMENTARY SCHOOL	30	50	53	60	48	43	51	0	0	0	0	0	0	0	335
SPANN ELEMENTARY SCHOOL	0	40	33	33	27	32	34	25	16	13	0	0	0	0	253
SUNSET PARK ELEMENTARY SCHOOL	21	68	71	77	89	90	81	0	0	0	0	0	0	0	497
W H HEATON MIDDLE SCHOOL	0	0	0	0	0	0	0	216	246	225	0	0	0	0	687
YOUTH & FAMILY ACADEMY CHARTER	0	0	0	0	0	0	0	0	17	40	79	24	13	6	179
PUEBLO CITY 60 Total	529	1,341	1,390	1,344	1,339	1,304	1,474	1,341	1,290	1,299	1,598	1,290	1,151	1,003	17,693 *
PUEBLO COUNTY RURAL 70															
SKY VIEW MIDDLE SCHOOL	0	0	0	0	0	0	0	148	177	140	0	0	0	0	465
DESERT SAGE ELEMENTARY SCHOOL	24	94	113	119	119	114	99	0	0	0	0	0	0	0	682
AVONDALE ELEMENTARY SCHOOL	21	35	42	33	41	50	36	0	0	0	0	0	0	0	258
BEULAH ELEMENTARY SCHOOL	0	19	16	12	14	15	21	0	0	0	0	0	0	0	97
BEULAH MIDDLE SCHOOL	0	0	0	0	0	0	0	17	18	12	0	0	0	0	47
FUTURES ACADEMY	0	0	0	0	0	0	0	1	3	7	5	10	9	3	38
NORTH MESA ELEMENTARY SCHOOL	20	67	60	74	72	82	66	0	0	0	0	0	0	0	441
PLEASANT VIEW MIDDLE SCHOOL	0	0	0	0	0	0	0	126	148	140	0	0	0	0	414
PUEBLO COUNTY HIGH SCHOOL	0	0	0	0	0	0	0	0	0	0	212	225	194	197	828
PUEBLO WEST ELEMENTARY SCHOOL	30	102	83	88	75	99	91	0	0	0	0	0	0	0	568
PUEBLO TECHNICAL ACADEMY	0	0	0	0	0	0	0	0	0	0	43	20	16	21	100
PUEBLO WEST MIDDLE SCHOOL	0	0	0	0	0	0	0	140	162	143	0	0	0	0	445

COLORADO DEPARTMENT OF EDUCATION

FALL 2003 PUPIL MEMBERSHIP BY COUNTY, DISTRICT, SCHOOL, AND GRADE LEVEL




GRADE LEVEL

<u>COUNTY/DISTRICT/SCHOOL</u>	PK	K	1	2	3	4	5	6	7	8	9	10	11	12	TOTAL
PUEBLO COUNTY RURAL 70 Total	167	553	561	589	592	634	613	683	751	705	625	599	518	455	8,045
PUEBLO Total	696	1,894	1,951	1,933	1,931	1,938	2,087	2,024	2,041	2,004	2,223	1,889	1,669	1,458	25,738 *
<u>RIO BLANCO</u>															
<u>MEEKER RE1</u>															
MEEKER ELEMENTARY SCHOOL	41	39	39	51	45	40	38	0	0	0	0	0	0	0	293
BARONE MIDDLE SCHOOL	0	0	0	0	0	0	0	40	49	39	0	0	0	0	128
MEEKER HIGH SCHOOL	0	0	0	0	0	0	0	0	0	0	51	40	68	44	203
MEEKER RE1 Total	41	39	39	51	45	40	38	40	49	39	51	40	68	44	624
<u>RANGELY RE-4</u>															
PARKVIEW ELEMENTARY SCHOOL	33	37	27	32	27	24	46	0	0	0	0	0	0	0	226
RANGELY MIDDLE SCHOOL	0	0	0	0	0	0	0	39	44	60	0	0	0	0	143
RANGELY HIGH SCHOOL	0	0	0	0	0	0	0	0	0	0	51	61	58	43	213
RANGELY RE-4 Total	33	37	27	32	27	24	46	39	44	60	51	61	58	43	582
RIO BLANCO Total	74	76	66	83	72	64	84	79	93	99	102	101	126	87	1,206
<u>RIO GRANDE</u>															
<u>DEL NORTE C-7</u>															
NOT IN A SCHOOL	0	0	0	0	0	0	0	0	3	1	0	0	0	0	4
DEL NORTE MIDDLE SCHOOL	0	0	0	0	0	0	0	56	56	55	0	0	0	0	167
DEL NORTE HIGH SCHOOL	0	0	0	0	0	0	0	0	0	0	64	51	52	44	211
MESA ELEMENTARY SCHOOL	0	47	45	0	0	0	0	0	0	0	0	0	0	0	92
UNDERWOOD ELEMENTARY SCHOOL	0	0	0	48	47	51	50	0	0	0	0	0	0	0	196
DEL NORTE C-7 Total	0	47	45	48	47	51	50	56	59	56	64	51	52	44	670
<u>MONTE VISTA C-8</u>															
MARSH ELEMENTARY SCHOOL	37	89	81	0	0	0	0	0	0	0	0	0	0	0	207
BYRON SYRING DELTA CENTER	0	0	0	0	0	0	0	0	0	0	16	32	30	26	104
BILL METZ ELEMENTARY SCHOOL	0	0	0	75	74	83	96	0	0	0	0	0	0	0	328
MONTE VISTA MIDDLE SCHOOL	0	0	0	0	0	0	0	104	98	86	0	0	0	0	288
MONTE VISTA SENIOR HIGH SCHOOL	0	0	0	0	0	0	0	0	0	0	99	76	78	58	311
MONTE VISTA ON-LINE ACADEMY	0	0	0	0	0	0	0	0	3	11	26	22	13	13	88
MONTE VISTA C-8 Total	37	89	81	75	74	83	96	104	101	97	141	130	121	97	1,326

COLORADO DEPARTMENT OF EDUCATION

FALL 2003 PUPIL MEMBERSHIP BY COUNTY, DISTRICT, SCHOOL, AND GRADE LEVEL




GRADE LEVEL

<u>COUNTY/DISTRICT/SCHOOL</u>	PK	K	1	2	3	4	5	6	7	8	9	10	11	12	TOTAL
SARGENT RE-33J															
SARGENT ELEMENTARY SCHOOL	0	21	32	25	37	25	32	41	0	0	0	0	0	0	213
SARGENT JUNIOR-SENIOR HIGH SCHOOL	0	0	0	0	0	0	0	0	33	40	28	34	32	23	190
SARGENT RE-33J Total	0	21	32	25	37	25	32	41	33	40	28	34	32	23	403
RIO GRANDE Total	37	157	158	148	158	159	178	201	193	193	233	215	205	164	2,399
ROUTT															
HAYDEN RE-1															
HAYDEN VALLEY ELEMENTARY SCHOOL	33	32	25	36	30	32	44	0	0	0	0	0	0	0	232
HAYDEN MIDDLE SCHOOL	0	0	0	0	0	0	0	45	38	41	0	0	0	0	124
HAYDEN HIGH SCHOOL	0	0	0	0	0	0	0	0	0	0	46	30	39	28	143
HAYDEN RE-1 Total	33	32	25	36	30	32	44	45	38	41	46	30	39	28	499
STEAMBOAT SPRINGS RE-2															
NORTH ROUTT CHARTER SCHOOL	0	7	0	5	3	1	1	5	2	0	0	0	0	0	24
SODA CREEK ELEMENTARY SCHOOL	0	58	53	62	61	54	71	0	0	0	0	0	0	0	359
STEAMBOAT SPRINGS MIDDLE SCHOOL	0	0	0	0	0	0	0	155	149	189	0	0	0	0	493
STEAMBOAT SPRINGS HIGH SCHOOL	0	0	0	0	0	0	0	0	0	0	151	165	148	167	631
STRAWBERRY PARK ELEMENTARY SCHOOL	0	56	65	62	71	75	76	0	0	0	0	0	0	0	405
STEAMBOAT SPRINGS RE-2 Total	0	121	118	129	135	130	148	160	151	189	151	165	148	167	1,912
SOUTH ROUTT RE 3															
ROUTT COUNTY ALTERNATIVE SCHOOL	0	0	0	0	0	0	0	0	0	1	5	1	1	1	9
SOROCO MIDDLE SCHOOL	0	0	0	0	0	0	0	0	35	35	0	0	0	0	70
SOROCO HIGH SCHOOL	0	0	0	0	0	0	0	0	0	0	38	26	35	28	127
SOUTH ROUTT ELEMENTARY SCHOOL	35	29	27	28	19	24	32	35	0	0	0	0	0	0	229
SOUTH ROUTT RE 3 Total	35	29	27	28	19	24	32	35	35	36	43	27	36	29	435
ROUTT Total	68	182	170	193	184	186	224	240	224	266	240	222	223	224	2,846
SAGUACHE															
MOUNTAIN VALLEY RE 1															
MOUNTAIN VALLEY ELEMENTARY SCHOOL	0	9	12	10	5	11	14	0	0	0	0	0	0	0	61
MOUNTAIN VALLEY MIDDLE SCHOOL	0	0	0	0	0	0	0	16	10	11	0	0	0	0	37
MOUNTAIN VALLEY SENIOR HIGH SCHOOL	0	0	0	0	0	0	0	0	0	0	11	15	14	12	52
MOUNTAIN VALLEY RE 1 Total	0	9	12	10	5	11	14	16	10	11	11	15	14	12	150
MOFFAT 2															
CRESTONE CHARTER SCHOOL	0	4	4	4	8	4	4	4	6	6	2	1	7	5	59
MOFFAT ELEMENTARY SCHOOL	14	5	12	8	9	12	14	0	0	0	0	0	0	0	74
MOFFAT MIDDLE SCHOOL	0	0	0	0	0	0	0	9	6	13	0	0	0	0	28
MOFFAT SENIOR HIGH SCHOOL	0	0	0	0	0	0	0	0	0	0	18	9	11	6	44
MOFFAT 2 Total	14	9	16	12	17	16	18	13	12	19	20	10	18	11	205
CENTER 26 JT															
THE ACADEMIC RECOVERY CENTER OF SAN LUIS VALLEY	0	0	0	0	0	0	0	0	0	0	7	4	5	4	20

COLORADO DEPARTMENT OF EDUCATION

FALL 2003 PUPIL MEMBERSHIP BY COUNTY, DISTRICT, SCHOOL, AND GRADE LEVEL




GRADE LEVEL

COUNTY/DISTRICT/SCHOOL	PK	K	1	2	3	4	5	6	7	8	9	10	11	12	TOTAL
CENTER 26 JT Total															
HASKIN ELEMENTARY SCHOOL	18	66	49	37	42	43	58	0	0	0	0	0	0	0	313
SKOGLUND MIDDLE SCHOOL	0	0	0	0	0	0	0	55	60	61	0	0	0	0	176
CENTER HIGH SCHOOL	0	0	0	0	0	0	0	0	0	0	55	51	43	42	191
CENTER 26 JT Total	18	66	49	37	42	43	58	55	60	61	62	55	48	46	700
SAGUACHE Total															
	32	84	77	59	64	70	90	84	82	91	93	80	80	69	1,055
SAN JUAN															
SILVERTON 1															
SILVERTON ELEMENTARY SCHOOL	10	7	1	7	5	1	6	0	0	0	0	0	0	0	37
SILVERTON MIDDLE SCHOOL	0	0	0	0	0	0	0	6	5	4	0	0	0	0	15
SILVERTON HIGH SCHOOL	0	0	0	0	0	0	0	0	0	0	2	4	1	7	14
SILVERTON 1 Total	10	7	1	7	5	1	6	6	5	4	2	4	1	7	66
SAN JUAN Total	10	7	1	7	5	1	6	6	5	4	2	4	1	7	66
SAN MIGUEL															
TELLURIDE R-1															
NOT IN A SCHOOL	17	0	0	0	0	0	0	0	0	0	0	0	0	0	17
TELLURIDE ELEMENTARY SCHOOL	0	50	46	50	56	41	40	0	0	0	0	0	0	0	283
TELLURIDE MIDDLE SCHOOL	0	0	0	0	0	0	0	40	49	42	0	0	0	0	131
TELLURIDE HIGH SCHOOL	0	0	0	0	0	0	0	0	0	0	30	44	37	40	151
TELLURIDE R-1 Total	17	50	46	50	56	41	40	40	49	42	30	44	37	40	582
NORWOOD R-2J															
NORWOOD ELEMENTARY SCHOOL	25	23	16	14	15	20	18	0	0	0	0	0	0	0	131
NORWOOD HIGH SCHOOL	0	0	0	0	0	0	0	22	27	31	17	36	20	20	173
NORWOOD R-2J Total	25	23	16	14	15	20	18	22	27	31	17	36	20	20	304
SAN MIGUEL Total	42	73	62	64	71	61	58	62	76	73	47	80	57	60	886
SEDGWICK															
JULESBURG RE-1															
JULESBURG ELEMENTARY SCHOOL	40	18	21	24	26	28	29	25	0	0	0	0	0	0	211
JULESBURG HIGH SCHOOL	0	0	0	0	0	0	0	0	34	23	24	27	21	24	153
JULESBURG RE-1 Total	40	18	21	24	26	28	29	25	34	23	24	27	21	24	364
PLATTE VALLEY RE-3															
PLATTE VALLEY ELEMENTARY SCHOOL	0	12	9	9	3	6	5	6	0	0	0	0	0	0	50
REVERE JUNIOR-SENIOR HIGH SCHOOL	0	0	0	0	0	0	0	0	10	14	6	15	9	6	60
PLATTE VALLEY RE-3 Total	0	12	9	9	3	6	5	6	10	14	6	15	9	6	110
SEDGWICK Total	40	30	30	33	29	34	34	31	44	37	30	42	30	30	474
SUMMIT															
SUMMIT RE-1															
NOT IN A SCHOOL	0	0	0	0	2	0	0	0	0	0	0	0	0	0	2

COLORADO DEPARTMENT OF EDUCATION

FALL 2003 PUPIL MEMBERSHIP BY COUNTY, DISTRICT, SCHOOL, AND GRADE LEVEL




GRADE LEVEL

COUNTY/DISTRICT/SCHOOL	PK	K	1	2	3	4	5	6	7	8	9	10	11	12	TOTAL
SUMMIT RE-1															
DILLON VALLEY ELEMENTARY SCHOOL	42	33	37	48	28	46	29	0	0	0	0	0	0	0	263
BRECKENRIDGE ELEMENTARY SCHOOL	0	42	30	37	34	28	28	0	0	0	0	0	0	0	199
FRISCO ELEMENTARY SCHOOL	28	26	28	23	38	43	28	0	0	0	0	0	0	0	214
SILVERTHORNE ELEMENTARY SCHOOL	0	43	37	26	39	36	37	0	0	0	0	0	0	0	218
SUMMIT MIDDLE SCHOOL	0	0	0	0	0	0	0	225	231	234	0	0	0	0	690
SUMMIT HIGH SCHOOL	0	0	0	0	0	0	0	0	0	0	229	213	197	153	792
SUMMIT COVE ELEMENTARY SCHOOL	25	27	33	38	24	36	35	0	0	0	0	0	0	0	218
UPPER BLUE ELEMENTARY SCHOOL	12	30	35	38	41	41	38	0	0	0	0	0	0	0	235
SUMMIT RE-1 Total	107	201	200	210	206	230	195	225	231	234	229	213	197	153	2,831
SUMMIT Total	107	201	200	210	206	230	195	225	231	234	229	213	197	153	2,831
TELLER															
CRIPPLE CREEK-VICTOR RE-1															
CRIPPLE CREEK-VICTOR JUNIOR-SENIOR HIGH SCHOOL	0	0	0	0	0	0	0	0	44	41	62	49	38	41	275
CRESSON ELEMENTARY SCHOOL	52	38	38	44	38	47	34	53	0	0	0	0	0	0	344
CRIPPLE CREEK-VICTOR RE-1 Total	52	38	38	44	38	47	34	53	44	41	62	49	38	41	619
WOODLAND PARK RE-2															
SUMMIT ELEMENTARY SCHOOL	32	58	68	69	69	69	87	0	0	0	0	0	0	0	452
GATEWAY ELEMENTARY SCHOOL	25	55	43	68	62	56	60	0	0	0	0	0	0	0	369
WOODLAND PARK MIDDLE SCHOOL	0	0	0	0	0	0	0	231	285	281	0	0	0	0	797
WOODLAND PARK HIGH SCHOOL	0	0	0	0	0	0	0	0	0	0	285	254	261	254	1,054
COLUMBINE ELEMENTARY SCHOOL	33	57	84	70	67	79	54	0	0	0	0	0	0	0	444
WOODLAND PARK RE-2 Total	90	170	195	207	198	204	201	231	285	281	285	254	261	254	3,116
TELLER Total	142	208	233	251	236	251	235	284	329	322	347	303	299	295	3,735
WASHINGTON															
AKRON R-1															
AKRON ELEMENTARY SCHOOL	12	15	63	28	33	30	30	28	38	32	0	0	0	0	309
AKRON HIGH SCHOOL	0	0	0	0	0	0	0	0	0	0	38	39	37	35	149
AKRON R-1 Total	12	15	63	28	33	30	30	28	38	32	38	39	37	35	458
ARICKAREE R-2															
ARICKAREE ELEMENTARY SCHOOL	5	10	6	5	4	9	7	7	0	0	0	0	0	0	53
ARICKAREE UNDIVIDED HIGH SCHOOL	0	0	0	0	0	0	0	0	11	5	12	7	5	8	48
ARICKAREE R-2 Total	5	10	6	5	4	9	7	7	11	5	12	7	5	8	101
OTIS R-3															
OTIS ELEMENTARY SCHOOL	19	9	11	13	10	13	17	10	0	0	0	0	0	0	102
OTIS JUNIOR-SENIOR HIGH SCHOOL	0	0	0	0	0	0	0	0	10	14	15	12	11	15	77
OTIS R-3 Total	19	9	11	13	10	13	17	10	10	14	15	12	11	15	179
LONE STAR 101															
LONE STAR ELEMENTARY SCHOOL	0	9	9	6	6	5	10	10	0	0	0	0	0	0	55
LONE STAR UNDIVIDED HIGH SCHOOL	0	0	0	0	0	0	0	0	9	9	4	7	11	6	46

COLORADO DEPARTMENT OF EDUCATION


FALL 2003 PUPIL MEMBERSHIP BY COUNTY, DISTRICT, SCHOOL, AND GRADE LEVEL



COUNTY/DISTRICT/SCHOOL	GRADE LEVEL														
	PK	K	1	2	3	4	5	6	7	8	9	10	11	12	TOTAL
LONE STAR 101 Total	0	9	9	6	6	5	10	10	9	9	4	7	11	6	101
WOODLIN R-104															
WOODLIN ELEMENTARY SCHOOL	8	11	4	13	5	4	12	9	0	0	0	0	0	0	66
WOODLIN UNDIVIDED HIGH SCHOOL	0	0	0	0	0	0	0	0	5	13	8	7	12	5	50
WOODLIN R-104 Total	8	11	4	13	5	4	12	9	5	13	8	7	12	5	116
WASHINGTON Total	44	54	93	65	58	61	76	64	73	73	77	72	76	69	955
WELD															
WELD COUNTY RE-1															
NOT IN A SCHOOL	0	0	0	0	0	0	0	0	0	0	0	2	0	0	2
GILCREST ELEMENTARY SCHOOL	23	42	31	41	47	42	34	0	0	0	0	0	0	0	260
PETE MIRICH ELEMENTARY SCHOOL	27	48	49	44	44	59	55	0	0	0	0	0	0	0	326
NORTH VALLEY MIDDLE SCHOOL	0	0	0	0	0	0	0	90	90	95	0	0	0	0	275
PLATTEVILLE ELEMENTARY SCHOOL	22	65	56	51	46	63	72	0	0	0	0	0	0	0	375
SOUTH VALLEY MIDDLE SCHOOL	0	0	0	0	0	0	0	63	69	61	0	0	0	0	193
VALLEY HIGH SCHOOL	0	0	0	0	0	0	0	0	0	0	170	145	125	132	572
WELD COUNTY RE-1 Total	72	155	136	136	137	164	161	153	159	156	170	147	125	132	2,003
EATON RE-2															
BENJAMIN EATON ELEMENTARY SCHOOL	0	0	0	0	89	95	132	0	0	0	0	0	0	0	316
EATON ELEMENTARY SCHOOL	0	84	93	102	0	0	0	0	0	0	0	0	0	0	279
EATON MIDDLE SCHOOL	0	0	0	0	0	0	0	130	149	144	0	0	0	0	423
EATON HIGH SCHOOL	0	0	0	0	0	0	0	0	0	0	114	107	108	90	419
GALETON ELEMENTARY SCHOOL	0	17	22	22	17	24	24	0	0	0	0	0	0	0	126
EATON RE-2 Total	0	101	115	124	106	119	156	130	149	144	114	107	108	90	1,563
KEENESBURG RE-3(J)															
CARDINAL COMMUNITY ACADEMY CHARTER SCHOOL	0	20	19	21	13	18	19	15	0	0	0	0	0	0	125
WELD CENTRAL SENIOR HIGH SCHOOL	0	0	0	0	0	0	0	0	0	0	185	116	91	83	475
LOCHBUIE ELEMENTARY SCHOOL	32	34	39	45	48	50	51	35	0	0	0	0	0	0	334
HUDSON ELEMENTARY SCHOOL	32	42	51	42	43	55	49	51	0	0	0	0	0	0	365
HOFF ELEMENTARY SCHOOL	24	39	38	44	33	47	56	46	0	0	0	0	0	0	327
WELD CENTRAL JUNIOR HIGH SCHOOL	0	0	0	0	0	0	0	0	149	141	0	0	0	0	290
KEENESBURG RE-3(J) Total	88	135	147	152	137	170	175	147	149	141	185	116	91	83	1,916
WINDSOR RE-4															
NOT IN A SCHOOL	0	0	0	0	0	0	0	0	0	0	1	1	0	0	2
GRANDVIEW ELEMENTARY SCHOOL	0	34	36	46	47	44	49	0	0	0	0	0	0	0	256
MOUNTAIN VIEW ELEMENTARY SCHOOL	0	0	0	0	110	110	94	0	0	0	0	0	0	0	314
SKYVIEW ELEMENTARY SCHOOL	24	52	53	57	60	63	72	0	0	0	0	0	0	0	381
TOZER ELEMENTARY SCHOOL	56	109	135	93	0	0	0	0	0	0	0	0	0	0	393
WINDSOR CHARTER ACADEMY	0	18	23	23	21	18	24	20	17	20	0	0	0	0	184
WINDSOR MIDDLE SCHOOL	0	0	0	0	0	0	0	223	227	207	0	0	0	0	657
WINDSOR HIGH SCHOOL	0	0	0	0	0	0	0	0	0	0	212	210	193	189	804
WINDSOR RE-4 Total	80	213	247	219	238	235	239	243	244	227	213	211	193	189	2,991

COLORADO DEPARTMENT OF EDUCATION

FALL 2003 PUPIL MEMBERSHIP BY COUNTY, DISTRICT, SCHOOL, AND GRADE LEVEL




GRADE LEVEL

<u>COUNTY/DISTRICT/SCHOOL</u>	PK	K	1	2	3	4	5	6	7	8	9	10	11	12	TOTAL
JOHNSTOWN-MILLIKEN RE-5J															
KNOWLEDGE QUEST ACADEMY	0	17	19	18	17	17	16	15	13	12	0	0	0	0	144
LETFORD ELEMENTARY SCHOOL	0	0	0	0	169	153	143	0	0	0	0	0	0	0	465
MILLIKEN ELEMENTARY SCHOOL	56	173	163	193	0	0	0	0	0	0	0	0	0	0	585
MILLIKEN MIDDLE SCHOOL	0	0	0	0	0	0	0	170	142	142	0	0	0	0	454
ROOSEVELT HIGH SCHOOL	0	0	0	0	0	0	0	0	0	0	124	143	124	87	478
JOHNSTOWN-MILLIKEN RE-5J Total	56	190	182	211	186	170	159	185	155	154	124	143	124	87	2,126
GREELEY 6															
ANN K HEIMAN ELEMENTARY SCHOOL	0	82	67	60	63	69	56	0	0	0	0	0	0	0	397
HAROLD S WINOGRAD ELEMENTARY SCHOOL	0	34	30	26	26	23	34	0	0	0	0	0	0	0	173
BELLA ROMERO ELEMMENTARY SCHOOL	22	81	69	56	55	67	67	0	0	0	0	0	0	0	417
BRENTWOOD MIDDLE SCHOOL	0	0	0	0	0	0	0	207	248	193	0	0	0	0	648
CAMERON ELEMENTARY SCHOOL	0	85	85	75	61	69	88	0	0	0	0	0	0	0	463
CENTENNIAL ELEMENTARY SCHOOL	0	101	85	86	91	82	93	0	0	0	0	0	0	0	538
CHAPPELOW ARTS & LITERACY MAGNET SCHOOL	0	71	75	71	73	61	74	0	0	0	0	0	0	0	425
COLORADO HIGH SCHOOL OF GREELEY	0	0	0	0	0	0	0	0	0	0	46	33	15	21	115
FRONTIER CHARTER ACADEMY	0	73	67	69	69	69	75	75	78	76	55	51	39	0	796
DOS RIOS ELEMENTARY SCHOOL	0	75	84	83	83	57	67	0	0	0	0	0	0	0	449
EAST MEMORIAL ELEMENTARY SCHOOL	0	93	106	69	75	63	72	0	0	0	0	0	0	0	478
UNIVERSITY SCHOOLS	0	62	64	64	48	46	45	79	78	79	92	83	78	69	887
FRANKLIN MIDDLE SCHOOL	0	0	0	0	0	0	0	245	247	222	0	0	0	0	714
GREELEY CENTRAL HIGH SCHOOL	0	0	0	0	0	0	0	0	0	0	362	365	289	317	1,333
GREELEY WEST HIGH SCHOOL	0	0	0	0	0	0	0	0	0	0	406	384	306	390	1,486
HEATH MIDDLE SCHOOL	0	0	0	0	0	0	0	347	263	295	0	0	0	0	905
JACKSON ELEMENTARY SCHOOL	25	62	71	58	65	62	73	0	0	0	0	0	0	0	416
JOHN EVANS MIDDLE SCHOOL	0	0	0	0	0	0	0	277	311	251	0	0	0	0	839
JEFFERSON ELEMENTARY SCHOOL	18	82	79	63	68	70	61	0	0	0	0	0	0	0	441
MADISON ELEMENTARY SCHOOL	0	80	81	58	76	76	80	0	0	0	0	0	0	0	451
MAPLEWOOD MIDDLE SCHOOL	0	0	0	0	0	0	0	188	161	157	0	0	0	0	506
CHRISTA MC AULIFFE ELEMENTARY SCHOOL	29	73	91	86	82	90	98	0	0	0	0	0	0	0	549
MEEKER ELEMENTARY SCHOOL	101	73	82	55	68	77	75	0	0	0	0	0	0	0	531
MONFORT ELEMENTARY SCHOOL	33	86	75	81	83	100	100	0	0	0	0	0	0	0	558
NORTHRIDGE HIGH SCHOOL	0	0	0	0	0	0	0	0	0	0	360	290	255	260	1,165
BILLIE MARTINEZ ELEMENTARY SCHOOL	0	118	102	97	102	78	105	0	0	0	0	0	0	0	602
SCOTT ELEMENTARY SCHOOL	26	75	68	79	74	70	81	0	0	0	0	0	0	0	473
SHAWSHEEN ELEMENTARY SCHOOL	27	94	81	76	77	96	90	0	0	0	0	0	0	0	541
DEAF OR HARD OF HEARING PROGRAM	10	1	2	2	3	3	3	2	3	3	3	5	1	1	42
TRADEMARK LEARNING CENTER	0	0	0	0	0	0	0	0	0	0	6	34	22	32	94
UNION COLONY PREPARATORY SCHOOL	0	0	0	0	0	0	0	0	0	47	40	39	17	23	166
GREELEY 6 Total	291	1,501	1,464	1,314	1,342	1,328	1,437	1,420	1,389	1,323	1,370	1,284	1,022	1,113	17,598
PLATTE VALLEY RE-7															
PLATTE VALLEY HIGH SCHOOL	0	0	0	0	0	0	0	0	0	0	93	79	77	75	324
PLATTE VALLEY ELEMENTARY SCHOOL	22	78	91	73	81	101	85	0	0	0	0	0	0	0	531
PLATTE VALLEY MIDDLE SCHOOL	0	0	0	0	0	0	0	94	108	84	0	0	0	0	286

COLORADO DEPARTMENT OF EDUCATION

FALL 2003 PUPIL MEMBERSHIP BY COUNTY, DISTRICT, SCHOOL, AND GRADE LEVEL




GRADE LEVEL

<u>COUNTY/DISTRICT/SCHOOL</u>	PK	K	1	2	3	4	5	6	7	8	9	10	11	12	TOTAL
PLATTE VALLEY RE-7 Total	22	78	91	73	81	101	85	94	108	84	93	79	77	75	1,141
WELD COUNTY S/D RE-8															
FORT LUPTON MIDDLE SCHOOL	0	0	0	0	0	0	0	193	207	190	0	0	0	0	590
FORT LUPTON HIGH SCHOOL	0	0	0	0	0	0	0	0	0	0	171	189	177	183	720
LEO WILLIAM BUTLER ELEMENTARY SCHOOL	59	103	85	80	76	67	84	0	0	0	0	0	0	0	554
TWOMBLY PRIMARY SCHOOL	96	109	96	103	115	112	91	0	0	0	0	0	0	0	722
WELD COUNTY S/D RE-8 Total	155	212	181	183	191	179	175	193	207	190	171	189	177	183	2,586
AULT-HIGHLAND RE-9															
HIGHLAND ELEMENTARY SCHOOL	0	83	74	64	65	64	64	0	0	0	0	0	0	0	414
HIGHLAND MIDDLE SCHOOL	0	0	0	0	0	0	0	70	80	71	0	0	0	0	221
HIGHLAND HIGH SCHOOL	0	0	0	0	0	0	0	0	0	0	81	67	76	50	274
AULT-HIGHLAND RE-9 Total	0	83	74	64	65	64	64	70	80	71	81	67	76	50	909
BRIGGS DALE RE-10															
NOT IN A SCHOOL	0	1	0	0	0	0	0	0	0	0	0	0	0	0	1
BRIGGS DALE ELEMENTARY SCHOOL	0	15	8	10	9	11	10	8	0	0	0	0	0	0	71
BRIGGS DALE UNDIVIDED HIGH SCHOOL	0	0	0	0	0	0	0	0	9	11	16	22	8	10	76
BRIGGS DALE RE-10 Total	0	16	8	10	9	11	10	8	9	11	16	22	8	10	148
PRAIRIE RE-11															
PRAIRIE ELEMENTARY SCHOOL	6	7	3	13	8	11	10	10	0	0	0	0	0	0	68
PRAIRIE JUNIOR-SENIOR HIGH SCHOOL	0	0	0	0	0	0	0	0	14	7	9	6	13	5	54
PRAIRIE RE-11 Total	6	7	3	13	8	11	10	10	14	7	9	6	13	5	122
PAWNEE RE-12															
PAWNEE ELEMENTARY SCHOOL	0	6	10	5	11	7	5	9	0	0	0	0	0	0	53
PAWNEE JUNIOR-SENIOR HIGH SCHOOL	0	0	0	0	0	0	0	0	12	12	6	9	10	13	62
PAWNEE RE-12 Total	0	6	10	5	11	7	5	9	12	12	6	9	10	13	115
WELD Total	770	2,697	2,658	2,504	2,511	2,559	2,676	2,662	2,675	2,520	2,552	2,380	2,024	2,030	33,218
YUMA															
YUMA 1															
LITTLE INDIANS PRESCHOOL	54	0	0	0	0	0	0	0	0	0	0	0	0	0	54
YUMA MIDDLE SCHOOL	0	0	0	0	0	69	67	71	79	60	0	0	0	0	346
KENNETH P MORRIS PRIMARY SCHOOL	0	73	63	71	58	0	0	0	0	0	0	0	0	0	265
YUMA HIGH SCHOOL	0	0	0	0	0	0	0	0	0	0	61	75	66	57	259
YUMA 1 Total	54	73	63	71	58	69	67	71	79	60	61	75	66	57	924
WRAY RD-2															
WRAY ELEMENTARY SCHOOL	33	51	57	43	55	45	0	0	0	0	0	0	0	0	284
BUCHANAN MIDDLE SCHOOL	0	0	0	0	0	0	47	47	61	60	0	0	0	0	215
WRAY HIGH SCHOOL	0	0	0	0	0	0	0	0	0	0	51	59	57	57	224
WRAY RD-2 Total	33	51	57	43	55	45	47	47	61	60	51	59	57	57	723

COLORADO DEPARTMENT OF EDUCATION

FALL 2003 PUPIL MEMBERSHIP BY COUNTY, DISTRICT, SCHOOL, AND GRADE LEVEL



GRADE LEVEL

<u>COUNTY/DISTRICT/SCHOOL</u>	PK	K	1	2	3	4	5	6	7	8	9	10	11	12	TOTAL
IDALIA RJ-3															
IDALIA ELEMENTARY SCHOOL	24	13	6	7	9	5	10	9	0	0	0	0	0	0	83
IDALIA JUNIOR-SENIOR HIGH SCHOOL	0	0	0	0	0	0	0	0	10	8	8	9	9	13	57
IDALIA RJ-3 Total	24	13	6	7	9	5	10	9	10	8	8	9	9	13	140
LIBERTY J-4															
LIBERTY ELEMENTARY SCHOOL	3	8	6	9	4	3	6	5	0	0	0	0	0	0	44
LIBERTY JUNIOR-SENIOR HIGH SCHOOL	0	0	0	0	0	0	0	0	10	4	7	7	7	11	46
LIBERTY J-4 Total	3	8	6	9	4	3	6	5	10	4	7	7	7	11	90
YUMA Total	114	145	132	130	126	122	130	132	160	132	127	150	139	138	1,877
COLORADO BOCES															
MOUNTAIN BOCES															
ARROWHEAD LEARNING CENTER	0	0	0	0	0	0	0	0	4	2	2	0	0	0	8
YAMPAH MOUNTAIN SCHOOL	0	0	0	0	0	0	0	0	2	2	14	29	30	30	107
MOUNTAIN BOCES DAY TREATMENT CENTER	0	0	0	0	0	0	0	1	1	3	2	5	4	6	22
MOUNTAIN BOCES Total	0	0	0	0	0	0	0	1	7	7	18	34	34	36	137
CENTENNIAL BOCES															
WELD OPPORTUNITY HIGH SCHOOL	0	0	0	0	0	0	0	0	0	0	22	25	24	52	123
CENTENNIAL BOCES Total	0	0	0	0	0	0	0	0	0	0	22	25	24	52	123
EXPEDITIONARY BOCES															
EXPEDITIONARY LEARNING SCHOOL	0	24	24	24	25	22	27	31	33	32	25	25	22	19	333
EXPEDITIONARY BOCES Total	0	24	24	24	25	22	27	31	33	32	25	25	22	19	333
COLORADO BOCES Total	0	24	24	24	25	22	27	32	40	39	65	84	80	107	593
COLORADO DETENTION CENTERS															
ADAMS YOUTH SERVICE CENTER, BRIGHTON 27J	0	0	0	0	0	0	0	0	0	0	3	4	7	5	19 *
MARVIN W FOOTE YOUTH SERVICES CENTER, CHERRY CREEK 5	0	0	0	0	0	0	0	0	0	3	6	7	7	5	28 *
GILLIAM YOUTH SERVICES CENTER, DENVER															DATA NOT REPORTED TO STATE
SPRING CREEK YOUTH SERVICES CENTER, COLORADO SPRINGS 11															DATA NOT REPORTED TO STATE
MOUNTVIEW YOUTH SERVICES CENTER, JEFFERSON COUNTY R-1	0	0	0	0	0	0	0	1	1	11	23	30	27	19	112 *
ROBERT DENIER YOUTH SERVICES CENTER, DURANGO 9-R	0	0	0	0	0	0	0	1	0	4	2	7	10	4	28 *
GRAND MESA YOUTH SERVICES CENTER, MESA COUNTY VALLEY 51	0	0	0	0	0	0	0	1	0	2	6	6	1	2	18 *
PUEBLO YOUTH SERVICES CENTER, PUEBLO CITY 60	0	0	0	0	0	0	0	0	1	2	10	4	4	1	22 *
PLATTE VALLEY YOUTH SERVICES CENTER, GREELEY 6															DATA NOT REPORTED TO STATE
COLORADO DETENTION CENTERS Total	0	0	0	0	0	0	0	3	2	22	50	58	56	36	227 *
STATE TOTALS	19,993	55,913	57,030	56,188	55,840	56,437	57,662	59,012	59,352	58,894	63,310	56,837	52,279	48,921	757,668

* NOTE: 2/4/2004 Detention Center students were removed from the district count and pulled into a separate category. Although detention center students receive educational services from school district employees, school districts have no jurisdiction over any other detention center function.